



FastReport Cloud User Guide

Foreword

Any code fragments that may be found in this documentation are only for demonstration purposes. These examples are meant to illustrate the functionality of the FastReport Cloud product. Fast Reports Inc. does not guarantee the accuracy and completeness of these examples and is not responsible for any direct or indirect damage that may be caused by them.

The documentation may contain hyperlinks to various Internet resources. These links are up to date as of the writing of the documentation. Fast Reports Inc. is not responsible for their availability at the time of reading the documentation or for any damage caused by them.

Terms

TERM	DESCRIPTION
Report (Prepared report)	A report is a document that can be generated from a set of data obtained from any application, file, or DBMS. The report is usually generated from a pre-defined template, but it can also be built from application code. The report can be interactive and can be restructured (modified) based on user commands (manipulations). The prepared report is a generated document saved in the internal format of the report generation system. The prepared report cannot be restructured or modified, but can be exported to files of other formats.
Template	A pre-defined layout for further report generation. The template can be stored in a file, DBMS, or network resource. The report template may contain bindings to external data, their description, parameters, and script. A special program—designer—can be used for template editing.
Export	A document or file in any format, created based on a prepared report. For example, these can be PDF, Excel, JPEG files, etc. The creation of the file can be combined with its sending as an email message or storage in network repositories.
Designer	Program for creating and editing report templates. It can be installed on a computer or run in a browser (online designer).

Key features

This section will help you learn about the main features of FastReport Cloud, get acquainted with the product, and quickly jump to the article you are interested in. You can learn about FastReport Cloud in [this article](#).

Report Builder

The builder is based on the FastReport .NET report generation library, it allows you to create reports and documents according to pre-prepared templates.

Cloud Solution

The entire infrastructure is located in the cloud, just connect to FastReport Cloud from your application or open it in a WEB browser from a mobile phone or computer. Anytime. Anywhere. And you will have all reporting and document generation power.

Template and Report Management

FastReport Cloud allows you to store templates and reports in a virtual file system. You have all common file actions: upload, copy, rename, and transfer.

Sharing

You can share templates, reports, and other files via the link. The person accessing the link may have a minimal set of read-only permissions or may be allowed to edit through the Online Designer.

We will provide a detailed description of the feature later.

Collaborative work

Several users can be added to a workspace, and everyone will be able to access it, including templates, reports, data sources, and other resources.

Permissions system

A flexible permission system allows you to set different access levels for team or group members. For example, one user group will be able to create new reports in the designer, and another group will be able to build and print PDF reports from templates.

Data sources

Data sources can be created directly in the FastReport Cloud infrastructure. An already configured data source gets into the report template. And from the report itself, you can connect to MySQL, MsSql, PostgreSQL, OracleDB, Json, XML, CSV.

Online designer

You can create and edit report templates on any platform and even from a mobile device.

What is FastReport Cloud?

FastReport Cloud, provided by Fast Reports Inc., is a set of cloud services that can be used by programmers, report developers, and end users. The main list of services includes:

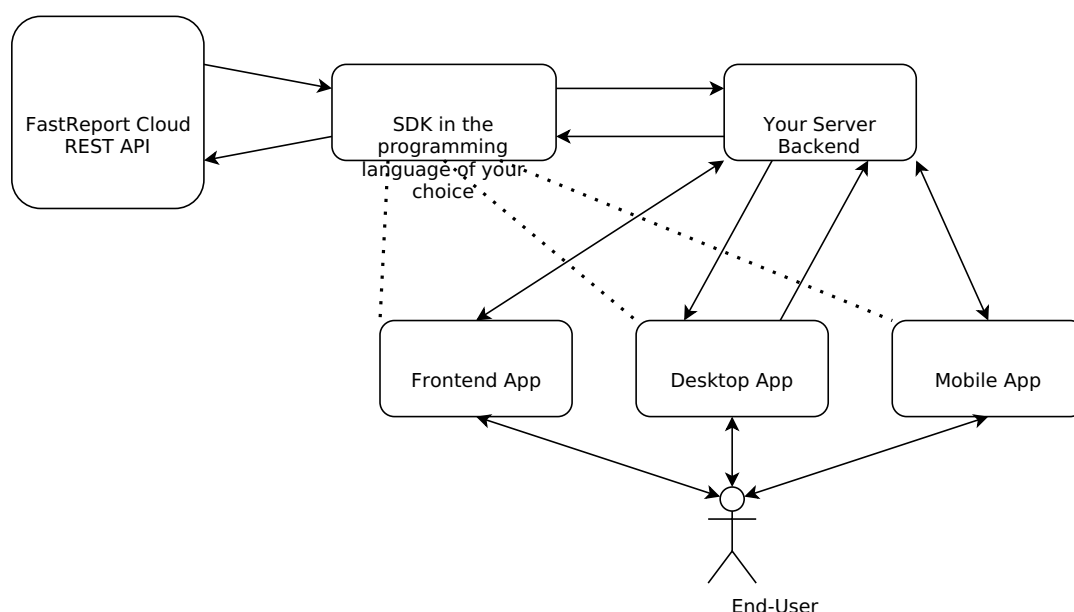
1. Storage of reports and templates (report template—internal storage format frx) with the possibility to upload, copy, move, rename, change attributes, delete, and download report files.
2. Differentiation of access permissions to user cloud resources.
3. Report builder. The service allows you to generate a report or a printed document based on a template that is located in the internal storage.
4. An Online Designer that offers to create a new template or edit an existing one.

The report builder is based on the FastReport .NET report generator library. The builder offers access to shared resources with a single service queue. This means that at the time of the request to the builder, the request will be put into the service queue and will be processed in a while.

As for the waiting time for report building, we will do our best to minimize the time and provide transparency on the waiting time and queue position.

How does FastReport Cloud work?

FastReport Cloud provides a REST API for integration into any server application. Below is an example workflow.



There is opportunity to embed in a client application, however, for security reasons, we do not recommend giving access to your account through client applications.

Let's look at a simple example of receiving a report in a PDF file by an end user. This is not the only solution to this problem, but a recommended one.

1. The end user opens the client application. It can be any application with Internet access: Android, iOS, TV, Windows, WEB, PWA...
2. The end user requests the application to view the report (PDF file).
3. The application connects to the backend server, where the connection string to the FastReport Cloud access point is specified. This approach will secure your access keys to your FastReport Cloud account.
4. The server, using FastReport.Cloud.SDK or directly with an HTTP request to the FastReport Cloud access

point via the REST API protocol, accesses the builder and requests a PDF file. Then it goes into the waiting response mode for some time.

5. The builder is processing the task.
6. The server downloads the task execution result (PDF file) and returns it to the client application.

How is FastReport Cloud different from the FastReport .NET library?

FastReport Cloud services use the FastReport .NET library, transferring the reporting load from the client application to the server cloud power. The following table shows the differences between the cloud solution and the embedded solution:

	FASTREPORT CLOUD	FASTREPORT .NET
Programming language	Any, it allows you to use the service from any application	C#, VB, other .NET languages
Report builder	Remote, on the computing power of the cloud	Locally on the server or in the client application
Access control	Provides flexible resource access control	Must be developed manually
Internet access	Requires internet access to work	Can work without network access

Workspace

Workspace is a unit of access to FastReport Cloud resources. To be able to create templates, build reports, work with files and use other FastReport Cloud features, you need access to the workspace.

There is a direct relationship between a cloud access subscription and a workspace. Once the subscription is paid and issued, the user will be given administrative access to the workspace.

You can connect multiple users to a workspace. The user limit is specified in the subscription plan.

Terms

TERM	DESCRIPTION
Workspace	A unit of access to FastReport Cloud resources. It contains only one subscription. The identifier matches the subscription. The workspace stores rights and user settings.
Subscription	Access to resources limited in time. Contains only one workspace. The identifier matches the workspace. It stores information about the history of subscription periods. There can be only one active period, which allows you to clearly differentiate access to resources based on the subscription plan.
Subscription period	The duration of a specific subscription plan. During the subscription period, FastReport Cloud resources are accessed according to the list specified in the subscription plan.
Subscription Plan	A set of paid resources that are accessed, as well as a set of restrictions on these resources.

Subscription plan

The subscription plan contains information about the following resources:

1. [File storage](#) limit. Separately, it shows the size of [templates](#), prepared [reports](#) and [export](#) results.
2. The maximum size of a template or report to be uploaded to FastReport Cloud, files cannot be uploaded to the export storage.
3. Time period — the time the subscription plan is valid.
4. The duration of the read-only period. Read-only mode will be enabled at the end of the subscription period. After this mode expires, the workspace will be locked.

Note! There is no access to a locked workspace, for example, you cannot download or delete files stored in FastReport Cloud. After some time, the locked workspace will be deleted automatically or at the user's request.

5. Number of [groups](#) — the maximum number of groups that can be created in the workspace.
6. The option of using [the online designer](#) — activation of the option to use the online designer in the workspace.
7. Number of [data sources](#) — specifies the maximum number of data sources that can be created for the workspace. Does not affect the number of data sources within a report.
8. Number of users (slots) — specifies the maximum number of users that can be added to one workspace.
9. Ability to use infinite pages in reports — enables or disables the ability to use infinite pages in reports. If

this feature is disabled, reports with an infinite page will be marked as invalid.

10. Number of pages in the report — specifies the maximum number of pages that can be in the report. If the number of pages exceeds the allowable one, then the report is built with the available number.
11. Access to the API task system — contains a list of tasks allowed for a call.
12. Preparing a report from a template.
13. Template export.
14. Report export.
15. Transporting the result via Email.
16. Transporting the result via Webhook.
17. Check data source.

Properties

The workspace contains the following properties:

1. Name.

For ease of identification, users can assign a name to the workspace themselves. This name will be displayed in the user panel. In addition to the workspace name, the user can also see the subscription plan name.

This property is not set by default, and the workspace will be identified by either the subscription plan name or an identifier number.

2. Root directories.

This property cannot be set manually. It stores information about the identifiers of the root directories of the virtual file system. There are 3 root directories in total: templates, reports, and exports.

3. User invitations.

In addition to manually adding users to a workspace, you can generate up to five invitations. They are used to automatically add users by link. Each invitation has an expiration date and a number of uses.

4. Default permissions.

They replace all unspecified access parameters of a resource during checks. For example, if you specify `Other.Get = Download` in the default permissions for files, then subscription users will be able to download all files. To make an exception to these rules, you need to configure access permissions to a specific resource. See the [User permissions](#) section for more information about rights.

5. Default language. It specifies which localization to use when exporting or rendering a report, for example, for the date and time format. The default language will be used if the export request or build request does not specify which locale to use.
6. Active subscription plan. Information about the active subscription. Please note that only one subscription plan can be active at a time. For example, if the old period is still valid, but a new subscription has been issued, then the old period will be archived, and the new subscription plan will be named as active.

User permissions

User permissions of the subscription are divided into 5 groups.

1. **Get** — getting information.
 1. **Entity** — getting information about subscription and workspace.
 2. **Users** — getting a list of workspace users.
 3. **Permission** — getting information about user permissions in a workspace.
 4. **RootDirectory** — getting information about the root directories of a workspace.
 5. **DataSources** — getting a list of workspace data sources.
 6. **Groups** — getting a list of workspace groups.
 7. **DefaultPermissions** — getting a list of permissions to resources for users, such as files.
 8. **Invites** — getting a list of invitations.
2. **Update** — updating any properties of a workspace.
 1. **Name** — the name of a workspace.
 2. **DefaultPermissions** — regulating default access permissions to workspace resources, such as files.
 3. **Locale** — changing the language and localization for building reports.
3. **Create** — creating or adding some information to a workspace.
 1. **DataSource** — creating a new data source.
 2. **Group** — creating a new group.
 3. **User** — adding a user to a workspace.
 4. **Invites** — creating new invitations to a workspace for users.
4. **Delete** — deleting information directly related to a subscription.
 1. **Users** — deleting a user from a workspace.
 2. **Invites** — deleting an issued invitation.
5. **Administrate** — administrative access to subscription rights.
 1. **Owner** — editing the owner of a subscription and its related rights.
 2. **Group** — editing the rights of user groups.
 3. **Other** — editing the rights of subscription users.
 4. **Anon** — editing the rights of anonymous access to a subscription.

The rights work model is the same for all cloud elements and is described in the [puser permissions](#) section.

File storage

FastReport Cloud has a cloud storage within the infrastructure with virtual file system support. The storage is divided into three types of categories, each of which has its capacity limit:

1. Report templates.
2. Reports.
3. Exports from reports.

Each category uses an isolated file system with directories and files.

There are no nesting restrictions for directories, but we recommend that you do not nest more than 3 levels. It will not work to create files and directories indefinitely since the minimum size of an empty directory and any file is 16 KB.

Basic file and directory properties

Here is a list of basic properties that are common to all directories and all storage types.

1. **Name** — display name of the file or directory.
 - The file name cannot be empty.
 - The file name cannot be longer than 250 characters.
 - The file name cannot contain the following characters: double quote `"`, less-than sign `<`, greater-than sign `>`, vertical bar `|`, colon `:`, asterisk `*`, question mark `?`, backslash `\`, forward slash `/`, character `\0` and a number of other function characters.
 - The virtual file system imposes a restriction on the same name of files, i.e. two files cannot have the same name.
 - The file name can have variables `${Date}` and `${Time}`, in that case exported files will have date or time of the export (UTC). For example, when exporting `sales_report_${Date}.frx` into PDF, resulting file will be named `sales_report_2024-08-07.pdf`. The order of the month, day and year will depend on localization, provided during the export or the default localization.
2. **Type** — type, stores information about whether this resource is a file or a directory.
3. **Id** — an impersonal identifier unique for any file.
4. **ParentId** — parent identifier, based on which the file system is built.

Each file or directory has a parent directory that contains that file or directory. The root directory is an exception, it has no parent and cannot be assigned a parent.

5. **Tags** — a list of tags.

A displayed list of any data for convenient filtering and viewing in the user panel.

6. **Icon** — a file or directory icon, no icon by default.
7. **Size** — the size of a file or directory.

The size of a directory is always 16 KB, and the size of nested directories and files is not automatically calculated. For a file, the minimum size is 16 KB.

8. **SubscriptionId** — the identifier of a subscription or workspace.

Each file or directory must belong to a workspace.

9. **CreatorUserId** — the identifier of the user who created a resource.

10. `EditorUserId` — the identifier of the user who last modified a resource.
11. `CreatedTime` — the date and time a resource was created.
12. `EditedTime` — the date and time a resource was last edited.

User permissions

User permissions for files are divided into 6 groups.

1. `Get` — getting some information about a file or directory.
 1. `Entity` — information about a file or directory as a whole: name, size, icon, etc.
 2. `Count` — the number of child directories and files inside a directory. Not applicable to files.
 3. `Download` — the ability to download a file.
 4. `Permission` — information about user access permissions to a file or directory.
 5. `Thumbnail` — low-resolution preview icon.
2. `Update` — updating information about a file or directory.
 1. `Place` — the ability to transfer a file or directory to another directory.
 2. `Name` — renaming a file or directory.
 3. `Icon` — changing an icon.
 4. `Tags` — editing the list of tags.
3. `Create` — creating or changing any data directly related to a file or directory.
 1. `Entity` — creating new child elements inside the directory.
4. `Delete` — deleting the data directly associated with a file or directory.
 1. `Entity` — deleting a file or directory.
5. `Execute` — launch of applications or tasks to process a file or directory.
 1. `Export` — export of a template or report.
 2. `Prepare` — preparing a report from a template.
 3. `Design` — template design.
6. `Administrate` — administrative access to the rights of a file or directory.
 1. `Owner` — editing the owner of a file or directory and the rights associated with them.
 2. `Group` — editing the rights of user groups.
 3. `Other` — editing the rights of users of the workspace.
 4. `Anon` — editing the rights of anonymous access to a file or directory.

Webdav and network directory connection

Now FastReport Cloud does not support such functionality.

Report template

The report template is a file in `.frx` of the FastReport .NET report generator (`.xml` file with a specific structure).

FastReport Cloud processes the `.frx` and gets meta information from the report.

Properties

In addition to [the main file properties](#) the report template stores `ReportInfo` meta-information.

1. `ReportInfo` — information from `.frx`.
 1. `Author` — the author of the template. Display name
 2. `Created` — date and time when the template was created.
 3. `CreatorVersion` — FastReport .NET version in which the template was created.
 4. `Description` — description of the template.
 5. `Modified` — date and time when the template was last edited.
 6. `Name` — the name of the template.
 7. `Picture` — thumbnail, screenshot, template preview.
 8. `PreviewPictureRatio` — thumbnail scaling factor from 0 to 1.
 9. `SaveMode` — report saving mode, used by FastReport .NET desktop designer.
 10. `SavePreviewPicture` — indicates whether the thumbnail will be saved when saving the report.
 11. `Tag` — any additional information.
 12. `Version` — version of the template.

Creating a new template

There are following ways to create or modify report templates:

1. Using the FastReport Cloud [user panel](#), you can both create and edit templates.
2. Using [the FastReport .NET designer](#).
3. Using the free version of the [FastReport Community](#) designer.

To edit a template on a computer, you will first have to download it, modify it using the designer, and then upload it back to the cloud. In this case, the template will have a different identifier. When editing a report template in [the online designer](#) the template identifier will be saved, so you don't need to update the identifier in your applications.

Building a report

Inside FastReport Cloud, there is a builder based on FastReport .NET Core that allows you to generate reports (`.fpx`) from templates. Building one report cannot exceed 15 minutes (for security reasons).

Also, according to the report template, you can build a report in other formats without saving the prepared report.

User permissions

User permissions are common to all file types. The list is available in the [file storage](#) section.

Report

A report (prepared report) is a file in `.fpx` of the FastReport .NET report generator (`.xml` file with a specific structure).

FastReport Cloud processes the `.fpx` and gets meta information from the report.

Creating a new report

You can create a report:

1. Using the FastReport Cloud [user panel](#) when building a report template.
2. Download a ready `.fpx` file obtained with the FastReport .NET library.

Properties

In addition to [the main file properties](#), the report stores the `ReportInfo` meta-information, the identifier of the template from which a report was built, and the status of a report.

1. `ReportInfo` — information from `.frx`.
 1. `Author` — the author of a report. Display name.
 2. `Created` — date and time when a report was built.
 3. `CreatorVersion` — version of FastReport .NET in which a report was built.
 4. `Description` — description of a report.
 5. `Modified` — date and time when a report was last edited.
 6. `Name` — the name of a report.
 7. `Picture` — thumbnail, screenshot, report preview.
 8. `PreviewPictureRatio` — thumbnail scaling factor from 0 to 1.
 9. `SaveMode` — report saving mode, used by FastReport .NET desktop designer.
 10. `SavePreviewPicture` — indicates whether the thumbnail will be saved when saving a report.
 11. `Tag` — any additional information.
 12. `Version` — version of a report.
2. `TemplateId` — template identifier in FastReport Cloud storage.
3. `Status` — the status of what exactly is happening with the report at the moment. It can have one of the following values:
 - `None` — no information.
 - `InQueue` — in the queue, waiting for its build turn.
 - `InProcess` — the report is running, is at the build stage.
 - `Success` — the report has been successfully built.
 - `Failed` — the build failed.
4. `StatusReason` — indicates the reason for the status (usually for `Failed`), or supplements it.
 - `None` — no information.
 - `AllRight` — nothing interrupted a successful build
 - `Hang` — means that the report was processed too long and was removed from the build.
 - `Error` — there was an error in a report.
 - `NotFound` — the handler did not find the provided file, or the export file was lost.
 - `NotEnoughSpace` — the storage does not have enough free space for a report.
 - `PreparationStarted` — the build has started.
5. `Thumbnail` — low-resolution preview icon.

Report export

Inside FastReport Cloud, there is a builder based on FastReport .NET Core that allows you to export reports (.fpx). For security reasons, the export of one report cannot exceed 15 minutes.

You can find the list of available exports in the [export](#) section.

User permissions

User permissions are common to all file types. The list is available in the [file storage](#) section.

Export

Export (report in export format) is a file obtained in the FastReport .NET report generator. Now it is not possible to upload your files to this repository. The only way a file gets into this storage is when the file is generated as a result of export.

Properties

In addition to [the main properties of files](#), the report export result stores a link to the report from which it was exported, the format that was used during export, and the status—what is currently happening with the file.

1. **Format** — export format. It can have one of 23 values: Pdf, Html, Mht, Image, Biff8, Csv, Dbf, Json, LaTeX, Odt, Ods, Docx, Pptx, Xlsx, Xps, Ppml, PS, Richtext, Svg, Text, Xaml, Xml, Zpl.
2. **ReportId** — identifier of the report in the FastReport Cloud storage from which the export result was received.
3. **Status** — the status of what exactly is happening with the export at the moment. It can have one of the following values:
 - **None** — no information.
 - **InQueue** — in the queue, waiting for its export turn.
 - **InProcess** — the export is at the build stage.
 - **Success** — the export has been successfully built.
 - **Failed** — the build failed.
4. **StatusReason** — indicates the reason for the status (usually for **Failed**), or supplements it.
 - **None** — no information.
 - **AllRight** — nothing interrupted the export process.
 - **Hang** — means that the report was processed too long and was removed from the build.
 - **Error** — there was an error in the report.
 - **NotFound** — the handler did not find the provided file, or the export file was lost.
 - **NotEnoughSpace** — the storage does not have enough free space to export.
 - **ExportStarted** — export has started.
5. **Thumbnail** — low-resolution preview icon.

Export parameters

They are set similarly to the export parameters from the FastReport .NET library which specify the appearance of the exported document. A detailed list of available export formats and descriptions of parameters for each export is available in the section [export parameters](#).

User permissions

User permissions are common to all file types. The list is available in the [file storage](#) section.

Export parameters

The export settings affect how the document will appear in the specified format. Currently, the following formats are supported:

- PDF;
- HTML;
- MHT;
- Image (Jpeg, Png, Gif, Bmp, Metafile, Tiff);
- Excel XML (Excel 2003+);
- CSV;
- DBF;
- Json;
- LaTeX;
- OpenOffice Calc / OpenOffice Writer;
- Word 2007;
- PowerPoint 2007;
- Excel 2007;
- XPS;
- PPML;
- PostScript;
- RTF;
- SVG;
- TXT;
- XAML;
- Zpl;

For all formats, there is one common property: PageRange, which determines which pages will be exported (All — all pages, Current — current page, PageNumbers — page numbers).

List of export parameters:

Pdf

PARAMETER NAME	DATA TYPE	DESCRIPTION
PdfCompliance	PdfStandard	Gets or sets PDF Compliance standard.
EmbeddingFonts	bool	Enable or disable the embedding of the TrueType fonts.
Background	bool	Enable or disable of exporting the background.
TextInCurves	bool	Enable or disable export text in curves.
ColorSpace	PdfColorSpace	Gets or sets PDF color space.
ImagesOriginalResolution	bool	Enables or disables saving images in their original resolution.
PrintOptimized	bool	Enables or disables optimization of images for printing.

PARAMETER NAME	DATA TYPE	DESCRIPTION
JpegCompression	bool	Enable or disable image jpeg compression.
JpegQuality	int	Sets the quality of images in the PDF.
Title	string	Title of the document.
Author	string	Author of the document.
Subject	string	Subject of the document.
Keywords	string	Keywords of the document.
Creator	string	Creator of the document.
Producer	string	Producer of the document.
OwnerPassword	string	Sets the owner password.
UserPassword	string	Sets the user password.
AllowPrint	bool	Enable or disable printing in protected document.
AllowModify	bool	Enable or disable modifying in protected document.
AllowCopy	bool	Enable or disable copying in protected document.
AllowAnnotate	bool	Enable or disable annotating in protected document.
ShowPrintDialog	bool	Enable or disable the print dialog window after opening.
HideToolbar	bool	Enable or disable hide the toolbar.
HideMenubar	bool	Enable or disable hide the menu's bar.
HideWindowUI	bool	Enable or disable hide the Windows UI.
FitWindow	bool	Enable or disable of fitting the window.
CenterWindow	bool	Enable or disable of centering the window.
PrintScaling	bool	Enable or disable of scaling the page for shrink to printable area.
Outline	bool	Enable or disable of document's Outline.
DefaultZoom	MagnificationFactor	Set default zoom on open document.

PARAMETER NAME	DATA TYPE	DESCRIPTION
RichTextQuality	int	Sets the quality of RichText objects in the PDF.
Compressed	bool	Enable or disable the compression in PDF document.
TransparentImages	bool	Enable or disable of images transparency.
DisplayDocTitle	bool	Enable or disable of displaying document's title.
DefaultPage	int	Set default page on open document.
ColorProfile	byte[]	Color Profile (ICC file). If "null" then default profile will be used.
ExportMode	ExportType	Gets or sets pdf export mode.
InteractiveForms	bool	Gets PDF AcroForms compatibility.
InteractiveFormsFontSetPattern	string	Set pattern for selection of embedding glyphs for Interactive Forms.
UseFileStream	bool	Enable or disable using FileStream instead of MemoryStream when exporting.
IsDigitalSignEnable	bool	Enable or disable digital sign for PDF document.
SaveDigitalSignCertificatePassword	bool	Should save and serialize password for digital sign certificate.
DigitalSignCertificate	X509Certificate2	Manually sets digital sign certificate for exported documents.
DigitalSignCertificatePath	string	The path for load digital sign certificate.
DigitalSignCertificatePassword	string	Sets digital sign certificate password.
DigitalSignLocation	string	Gets or sets the cpu host name or physical location of the signing.
DigitalSignReason	string	The reason for the signing.
DigitalSignContactInfo	string	The information to enable the recipient to contact the signer to verify the signature.
CurvesInterpolation	CurvesInterpolationEnum	The interpolation of curves (svg).
CurvesInterpolationText	CurvesInterpolationEnum	The interpolation of curves (text).
SvgAsPicture	bool	Export svg object as image, not vector.

PARAMETER NAME	DATA TYPE	DESCRIPTION
GradientInterpolationPoints	GradientInterpolationPointsEnum	Gradient interpolation, high value will lead beautiful the gradient, but the file size will increase and the speed of work will decrease.
GradientQuality	GradientQuality	The quality of gradient, export as image or export as gradient grid.

Html

PARAMETER NAME	DATA TYPE	DESCRIPTION
EmbeddedImages	Dictionary<string, string>	Gets or sets images, embedded in html (hash:base64Image).
ReportID	string	Sets a ID of report.
OnClickTemplate	string	Sets an onclick template.
Layers	bool	Enable or disable layers export mode.
Print	bool	Enable or disable showing of print dialog in browser when html document is opened.
HighQualitySVG	bool	Enable or disable a picture optimization.
Preview	bool	Enable or disable preview in Web settings.
PageBreaks	bool	Enable or disable the breaks between pages in print preview when single page mode is enabled.
Format	HTMLExportFormat	Specifies the output format.
WidthUnits	HtmlSizeUnits	Specifies the width units in HTML export.
HeightUnits	HtmlSizeUnits	Specifies the height units in HTML export.
Pictures	bool	Enable or disable the pictures in HTML export.
EmbedPictures	bool	Enable or disable embedding pictures in HTML export.
ExportMode	ExportType	Gets or sets html export mode.
SinglePage	bool	Enable or disable the single HTML page creation.
Navigator	bool	Enable or disable the page navigator in html export.
SubFolder	bool	Enable or disable the sub-folder for files of export.
Wysiwyg	bool	Gets or sets the WYSIWYG quality of export.
ImageFormat	ImageFormat	Gets or sets the image format.

PARAMETER NAME	DATA TYPE	DESCRIPTION
PrintPageData	HTMLPageData	Gets print page data.
SaveStreams	bool	Enable or disable saving streams in GeneratedStreams collection.
EnableMargins	bool	Enable or disable margins for pages. Works only for Layers-mode.
EnableVectorObjects	bool	Enable or disable export of vector objects such as Barcodes in SVG format.
NotRotateLandscapePage	bool	Not rotate landscape page when print.

Image

Available image formats: `jpeg`, `png`, `gif`, `bmp`, `mtf`, `tiff`

PARAMETER NAME	DATA TYPE	DESCRIPTION
ImageFormat	ImageExportFormat	Gets or sets the image format.
SeparateFiles	bool	Gets or sets a value that determines whether to generate separate image file for each exported page.
Resolution	int	Gets or sets image resolution, in dpi.
ResolutionX	int	Gets or sets horizontal image resolution, in dpi.
ResolutionY	int	Gets or sets vertical image resolution, in dpi.
JpegQuality	int	Gets or sets the jpg image quality.
MultiFrameTiff	bool	Gets or sets the value determines whether to produce multi-frame tiff file.
MonochromeTiff	bool	Gets or sets a value that determines whether the Tiff export must produce monochrome image.
MonochromeTiffCompression	EncoderValue	Gets or sets the compression method for a monochrome TIFF image.
PaddingNonSeparatePages	int	Sets padding in non separate pages.
SaveStreams	bool	Enable or disable saving streams in GeneratedStreams collection.

Biff8

PARAMETER NAME	DATA TYPE	DESCRIPTION
Wysiwyg	bool	Gets or sets a value that determines whether the wysiwyg mode should be used for better results.

PARAMETER NAME	DATA TYPE	DESCRIPTION
PageBreaks	bool	Gets or sets a value that determines whether to insert page breaks in the output file or not.
HideGridLines	bool	Gets or sets a value that determines whether to hide gridlines.
PrintOptimized	bool	Enables or disables optimization of images for printing.

Csv

PARAMETER NAME	DATA TYPE	DESCRIPTION
Encoding	Encoding	Gets or set the resulting file encoding.
Separator	string	Gets or set the separator character used in csv format.
DataOnly	bool	Gets or sets a value that determines whether to export the databand rows only.
NoQuotes	bool	Gets or sets a value that disable quotation marks for text.
EscapeQuotes	bool	Gets or sets a value that disable escaping quotation marks for text.

Dbf

PARAMETER NAME	DATA TYPE	DESCRIPTION
Encoding	Encoding	Gets or sets the encoding.
DataOnly	bool	Gets or sets a value that determines whether to export the databand rows only.
ExportTypes	bool	Gets or sets a value that determines whether to export the types of fields.
FieldNames	string	Gets or sets the list of field names.

Odt, Ods

PARAMETER NAME	DATA TYPE	DESCRIPTION
Creator	string	Creator of the document.
IsXOTD	bool	Is XODT format.
PageBreaks	bool	Switch of page breaks.
Wysiwyg	bool	Gets or sets the WYSIWYG quality of export.
Locale	CultureInfo	Gets or sets locale for all document.
ExportLocale	bool	Gets or sets a value indicating that locale export are enabled.
OdfCompliance	OdfStandard	Gets or sets ODF Compliance standard.

Docx

PARAMETER NAME	DATA TYPE	DESCRIPTION
MatrixBased	bool	Enable or disable matrix view of document.
ParagraphBased	bool	Enable or disable Paragraph view of document.
DisableSectionBreak	bool	Disable section break in document.
Wysiwyg	bool	Gets or sets a value that determines whether the wysiwyg mode should be used for better results.
SaveRowHeight	bool	Gets or sets a value indicating whether to save the row height during export.
RowHeightIs	string	Gets or sets the type of height calculation.
RowHeight	RowHeightType	Gets or sets the type of height calculation.
PrintOptimized	bool	Enable or disable a resolution optimization.
MemoryOptimized	bool	Enable or disable the use of FileStream instead of MemoryStream.
Locale	CultureInfo	Get or set a locale for all document.
ExportLocale	bool	Gets or sets a value indicating that locale export are enabled.
UseHeaderAndFooter	bool	Gets or sets a value indicating that export will be used header and footer of Word page.
Bookmarks	bool	Gets or sets the value for adding bookmarks to each page.
DoNotExpandShiftReturn	bool	Enable or disable DoNotExpandShiftReturn.

Pptx

PARAMETER NAME	DATA TYPE	DESCRIPTION
ImageFormat	PptImageFormat	Gets or sets the image format used when exporting.
Locale	CultureInfo	Get or set a locale for all document.
ExportLocale	bool	Gets or sets a value indicating that locale export are enabled.

Xlsx

PARAMETER NAME	DATA TYPE	DESCRIPTION
PrintFit	PrintFitMode	Gets or sets PDF Compliance standard.
PrintScale	int	Gets or sets the print scaling (value from 10 to 400).
PinX	int	Gets or sets the pinned cells in X ordinate.

PARAMETER NAME	DATA TYPE	DESCRIPTION
PinY	int	Gets or sets the pinned cells in Y ordinate.
UsePresetScale	bool	Sets or gets the flag using the preset print scale.
UseLocaleFormating	bool	Gets or sets a value that determines whether the using locale data formatting.
ShowGridlines	bool	Enable or disable show gridlines.
FontScale	float	Gets or sets the font scale value. Default value is 1.
PrintOptimized	bool	Enable or disable a resolution optimization.
SplitPages	bool	Each report page is placed on a new Excel page.
GroupOnSeparateSheet	bool	Each group is placed on a new Excel page.
GroupName	string	Name of the selected group.
Wysiwyg	bool	Gets or sets a value that determines whether the wysiwyg mode should be used for better results.
UseFileStream	bool	Enabling this option will reduce memory consumption, but increase the time of export.
CurrencyToAccounting	bool	Gets or sets a value indicating that currency should be converted to accounting format.
GeneralToText	bool	Gets or sets a value indicating that general should be converted to text format.
PageBreaks	bool	Gets or sets a value that determines whether to insert page breaks in the output file or not.
DataOnly	bool	Gets or sets a value that determines whether to export the databand rows only.
Seamless	bool	Enable or disable export of page footers and next page headers without table breaks.
PictureProperties	ePictureProperties	Gets or sets a value that determines whether to export the databand rows only.
UngroupSheets	bool	Grouping or ungrouping sheets. Grouping is enabled by default.

Ppml

PARAMETER NAME	DATA TYPE	DESCRIPTION
Pictures	bool	Enable or disable the pictures in PPML export.
TextInCurves	bool	Enable or disable export text in curves.

PARAMETER NAME	DATA TYPE	DESCRIPTION
Quality	int	Gets or sets quality of JPEG images.

PS

PARAMETER NAME	DATA TYPE	DESCRIPTION
Pictures	bool	Enable or disable the pictures in PS export.
TextInCurves	bool	Enable or disable export text in curves.
PagesInDiffFiles	bool	Enable or disable export every page in separate file.
SaveImagesSeparately	bool	Enable or disable saving every image in separate file.
Quality	int	Gets or sets quality of JPEG images.

Richtext

PARAMETER NAME	DATA TYPE	DESCRIPTION
JpegQuality	int	Gets or sets the quality of Jpeg images in RTF file.
ImageFormat	RTFImageFormat	Gets or sets the image format that will be used to save pictures in RTF file.
Pictures	bool	Gets or sets a value indicating that pictures are enabled.
PageBreaks	bool	Gets or sets a value indicating that page breaks are enabled.
Locale	CultureInfo	Get or set a locale for all document.
ExportLocale	bool	Gets or sets a value indicating that locale export are enabled.
Wysiwyg	bool	Gets or sets a value that determines whether the wysiwyg mode should be used for better results.
PrintOptimized	bool	Gets or sets the PrintOptimized.
Creator	string	Gets or sets the creator of the document.
AutoSize	bool	Gets or sets a value that determines whether the rows in the resulting table should calculate its height automatically.
EmbedRichObject	bool	Gets or sets a value that determines whether the repot's RichObject will be translated as picture or joined to generated RTF.

Svg

PARAMETER NAME	DATA TYPE	DESCRIPTION
Pictures	bool	Enable or disable the pictures in SVG export.

PARAMETER NAME	DATA TYPE	DESCRIPTION
ImageFormat	SVGImageFormat	Gets or sets the image format used when exporting.
EmbedPictures	bool	Embed images into SVG.
PreserveAspectRatio	AspectRatio	Gets or sets value indicating whether or not should to force uniform scaling of SVG document.
UseViewBox	bool	Gets or sets value indicating whether or not should be added 'viewBox' attribute to the svg tag.
UseWidthAndHeight	bool	Gets or sets value indicating whether or not should be added 'width' and 'height' attributes to the SVG tag.
PrefixStyle	string	Gets or sets the prefix for style classes and object ids.

Text

PARAMETER NAME	DATA TYPE	DESCRIPTION
AvoidDataLoss	bool	Enable or disable the Data loss avoiding. Auto calculation of ScaleX and ScaleY will be launched when dialogue window will be off.
Copies	int	Gets or sets the count of copies for printing of results.
PrinterName	string	Gets or sets the printer name for printing of results.
PrintAfterExport	bool	Enable or disable the printing results after export.
PrinterType	int	Gets or sets the active index of registered printer type.
PrinterTypes	List	Gets or sets the list of printer types.
ScaleX	float	Gets or sets the scale by X axis for correct text objects placement.
ScaleY	float	Gets or sets the scale by Y axis for correct text objects placement.
Encoding	Encoding	Gets or sets the encoding of resulting document.
DataOnly	bool	Enable or disable the data only output without any headers. Default value is false.
PageBreaks	bool	Enable or disable the breaks of pages in resulting document. Default value is true.
Frames	bool	Enable or disable frames in resulting document. Default value is true.
TextFrames	bool	Enable or disable the text (non graphic) frames in resulting document. Default value is false.
EmptyLines	bool	Enable or disable the output of empty lines in resulting document. Default value is false.

Xaml

PARAMETER NAME	DATA TYPE	DESCRIPTION
WPFClassName	string	Gets or sets the class name of XAML document.
Pictures	bool	Enable or disable the pictures in XAML export.
ImageFormat	XamlImageFormat	Gets or sets the image format used when exporting.
IsScrolled	bool	Get or set scrollbar settings.
Images	Dictionary<string, MemoryStream>	Get dictionary of saved images.

Xml

PARAMETER NAME	DATA TYPE	DESCRIPTION
PageBreaks	bool	Gets or sets a value that determines whether to insert page breaks in the output file or not.
Wysiwyg	bool	Gets or sets a value that determines whether the wysiwyg mode should be used for better results.
Creator	string	Gets or sets the name of document creator.
DataOnly	bool	Gets or sets a value that determines whether to export the databand rows only.
SplitPages	bool	Each report page is placed on a new Excel page.

Zpl

PARAMETER NAME	DATA TYPE	DESCRIPTION
Density	ZplDensity	Sets the density of printer.
Version	ZplVersions	Gets or sets the version of ZPL.
PrinterInit	string	Sets the init string for sending before printing the document.
CodePage	string	Sets the code page of document. Default is UTF-8 (^CI28).
PrinterFinish	string	Sets the string for sending after printing the document.
PageInit	string	Sets the string for sending before printing each page.
FontScale	float	Sets the scale font size.
BarcodeScale	float	Sets the scale barcode size.
PrinterFont	string	Sets the Printer Font, default value is "A".
PrintAsBitmap	bool	Enable or disable export as bitmap.

Groups

A user group is an association of FastReport Cloud users who have the same access permissions to workspace resources. In other words, these are several users with the same access level, for example, Administrators, Managers, Designers, and Developers.

The workspace does not have groups by default.

Each workspace can have from 0 to N user groups, the total number is regulated by the subscription plan. To add a new user to a group, it must be added to the workspace. This means that a group user is a workspace user and part of the subscription to which the group belongs.

A user can belong to multiple groups.

Properties

The group contains several properties for convenient work.

1. `Id` — a unique impersonal identifier.
2. `Name` — display name, used in the user panel.
3. `Icon` — a group icon.

User permissions

User permissions for groups are divided into 5 categories.

1. `Get` — getting some information about a group.
 1. `Entity` — information about a group: group identifier, display name, etc.
 2. `User` — a list of group users.
 3. `Permission` — information about the user's access permissions to a group.
2. `Update` — updating group properties.
 1. `Name` — changing the name of a group.
3. `Create` — creating or modifying resources directly associated with a group.
 1. `User` — adding a new user to a group.
4. `Delete` — deleting resources directly related to a group.
 1. `Entity` — deleting a group and all connections with users.
 2. `User` — removing a user from a group.
5. `Administrate` — administrative access to group rights.
 1. `Owner` — editing the owner of a group and the rights associated with it.
 2. `Group` — editing the rights of user groups for this group.

This property is used to assign administrators to a group. For example, there is a group called "Designers" and a group called "Administrators". The administrators are listed in the "Administrate" permissions as a group that can edit permissions for the "Designers" group.

3. `Other` — editing the rights of workspace users.

4. **Anon** — editing the rights of anonymous access to a group.

Data source

A data source (DataSource) is a resource for accessing data. This resource stores a connection string compatible with FastReport .NET library connections.

Each source is tied to a subscription, a subscription has no data sources by default.

Properties

The data source contains the following properties.

1. `Id` — a unique identifier for the data source.
2. `Name` — display name, used solely for the convenience of users.
3. `ConnectionType` — connection type, connector name from the FastReport .NET library, can take one of the following values: `JSON`, `MSSQL`, `CSV`, `XML`, `MySQL`, `PostgreSQL`, `OracleDB`.
4. `ConnectionString` — a connection string compatible with the FastReport .NET library.
5. `DataStructure` — a data structure, a piece of information from a report `.frx` template, used by the online designer. It is generated automatically after creating a new data source.
6. `SelectCommands` — list of SQL commands, based on which additional tables are created and displayed in `DataStructure`.

User permissions

User permissions for sources are divided into 4 categories:

1. `Get` — getting some information about the data source.
 1. `Entity` — information about a data source: data source identifier, display name, etc.
 2. `Permission` — information about the user's access permissions to a data source.
2. `Update` — updating the properties of a data source.
 1. `Name` — changing the name of a data source.
 2. `SubscriptionId` — changing the workspace of a data source.
 3. `DataStructure` — changing the data structure.
 4. `ConnectionString` — changing the connection string.
3. `Delete` — deleting resources directly related to a data source.
 1. `Entity` — deleting a data source.
4. `Administrative` — administrative access to data source rights.
 1. `Owner` — editing the owner of a data groups and related rights.
 2. `Group` — editing the rights of user groups.
 3. `Other` — editing the rights of workspace users.
 4. `Anon` — editing the rights of anonymous access to a data source.

Custom tables

Based on SQL queries passed to `SelectCommands` you can create custom tables.

Each object in the commands list has the following fields:

- `Name` - name of the future table.
- `Command` - SQL command; special characters are used to define parameters in the command, such as `@`
`select * from Students where (id>@idParam)`; characters may vary depending on the data source.
- `Parameters` - list of parameters passed to the SQL command.

Query parameters have the following properties:

- `Name` - name of the parameter; must match the name in the query.
- `DataType` - data type.
- `DefaultValue` - default value; used unless otherwise specified when passing the parameter.
- `Size` - size of the parameter; may not be passed in most cases.

The list of data types may vary from data source to data source. To see the current list, query ``api/data/v1/DataSources/parameterTypes/{dataSourceType}``, where `dataSourceType` is the name of the data source.

The following sources are currently supported: JSON, MSSQL, CSV, XML, MySQL, Postgres, OracleDB, FirebirdDB, MongoDB, ClickHouse. An up-to-date list can be found at `/api/swagger` in the `DataSourceConnectionType` enumeration.

Font Server

FastReport Cloud has a cloud storage for fonts, that can be used in templates. Users may add fonts from a public list, as well as upload their own (only `.ttf` fonts are supported for now).

After the upload the font is added to the font list in the online designer, and the exported documents gain the ability to use it.

Important to note, that not all export formats support embedded fonts (Word, Excel), it means that if the font is not installed on the local system of a person, who is viewing the export result, it wouldn't be visible.

In some formats embedded fonts are supported, but not enabled by default (PDF), so make sure, that correct export parameters are set.

Font server also can return a css style for a font. This style will include a download link and font permissions will be taken into account.

There are 2 kinds of models for the fonts:

- A model with font description
- A reference model

Font description model properties

These models are created automatically, when a new font is uploaded to the server and they are not connected with any user workspace.

The server is analyzing the font file and storing it's description in the model, after that a reference model is created in the uploader's workspace.

During the upload the server is firstly checking, if there is already the same font in the database. If that's the case, the upload and analysis are skipped, and the created reference model will be referencing the font, that is already in the database.

This model has the next properties:

- `Names` — A list of names, provided by the font file (there are often multiple)
- `Name` — Font's name (usually the same as the first name in the `Names` list)
- `PostScriptName` — Font name in the Adobe PostScript format
- `Weight` — Font weight. If the file does not provide the font weight, 400 will be used by default (i.e. regular)
- `Italic` — A boolean, indicating that the font is italic
- `PubliclyAccessible` — A boolean, indicating that the font is publicly accessible to all users. Only administrators can set this flag and when a normal user uploads a font it will always be false.
- `Id` — Unique identifier for a description model.

Reference model properties

These models are created during the font upload or during the addition of a publicly accessible font in the workspace. Permissions for the uploaded fonts are managed with the use of these models.

Reference model has the next properties:

- `Id` — Unique identifier for a reference model
- `Enabled` — A boolean, indicating that the font is being used and is accessible. If set to `false`, the font will no longer appear in the online designer font list, but the model will be still in the workspace.

- `Description` — Text description filled out by users , which can be used for notes, for example - how and when to use the font.
- `Font` — A copie of the font description model, to which this reference model is refering. This is an object structured as the model described above.
- `SubscriptionId` — Workspace identificator.

Every reference model is linked to a workspace.

- `CreatorUserId` — Identifier of a user, who uploaded the font.
- `EditorUserId` — Identifier of a user, who made the most recent change to this resource.
- `CreatedTime` — date and time of the resource creation.
- `EditedTime` — date and time of the last change made to the resource.

User permissions

User permissions for the fonts are split into 4 groups.

1. `Get` — Accessing information about the font.
 1. `Entity` — Allows user to get the entire model as well as download the font file directly.
 2. `Permission` — Allows to get the description of the permissions for the font model.
2. `Update` — Updating information about the font.
 1. `SubscriptionId` — Allows to move the font to another workspace (if the user also has access to font creation in the target workspace).
 2. `Entity` — Allows to enable/disable the font and to update the description.
3. `Delete` — Deletion of the data about the font.
 1. `Entity` — Allows to delete the reference model from a workspace.
4. `Administrat` — Managing permissions to the font.
 1. `Owner` — Changing the owner of the resource and their permissions to the resource.
 2. `Group` — Editing permissions for the different user groups within the workspace.
 3. `Other` — Editing permissions for the different users within the workspace.
 4. `Anon` — Editing permissions for the anonymous users (who may be not even logged in).

Online designer

The online designer is the html5 version of the report designer in `.frx`, see more on the [FastReport Online Designer](#).

[Click here to go to the official Online Designer documentation.](#)

API access key

An access key (API Key) is one of the ways to get access to FastReport Cloud resources, most often used to authorize an application. Each user can request up to 5 access keys.

If the application uses an access key, then all actions in FastReport Cloud will be performed by the user to whom the key was issued.

You can read more about the authentication and authorization processes in the guide section: [Authentication and authorization](#).

Properties

1. **Value** — the key itself, generated automatically, it is unique.
2. **Description** — the description of the key, displayed to the user.
3. **Expired** — time and date when the key will stop working. Expired keys are not automatically deleted.

User permissions

Does not have any permissions, because only the user can access it.

User permissions

User permissions, access permissions — a system for differentiating and managing access to FastReport Cloud resources. Access permissions are differentiated according to subjects-to-objects principle, where the subject is a user, a group of users, other workspace users, anonymous, and the object is the FastReport Cloud resource.

Unique access permissions can be assigned to each resource. However, if they are not specified, the default rights specified in the workspace will be used. You cannot adjust the rights of each resource separately through the user panel, but it can be done via REST or SDK.

Properties

Each FastReport Cloud resource has a user permission model and contains the following data:

1. Owner ID—an impersonal user number.
2. Owner permissions. Please note that the user panel does not allow you to remove the rights for the owner, however, this can be done through REST or SDK (it is highly not recommended to do this, because you can lose access to the workspace).
3. List of groups.
 1. Group identifier.
 2. Permissions for this group.
4. Permissions for workspace users. It affects all users of the workspace, regardless of group. All workspace members have full rights by defaults.
5. Permissions for anonymous users.

Permission properties

Property categories are common for each FastReport Cloud resource.

1. `Get` — getting information about a resource, for example, the name of a file.
2. `Update` — updating any resource properties, for example, the name of a subscription.
3. `Create` — creating or adding any information to a resource. Also, it maybe be adding new resources related to the specified one, for example, creating a subscription group.
4. `Delete` — deleting information directly related to a resource, for example, removing a user from a subscription.
5. `Execute` — launching the execution of a task, for example, report build.
6. `Administrate` — administration of permissions. Having access to these permissions, you can change other permissions, they allow you to fully administer the properties of permissions.

Each category has the `All` permission, which will give all rights to the resource, including those that may be added later.

Sharing Keys

For some types of models (files, for example) a list of sharing keys may be created. Sharing keys are objects with following properties :

1. `Name` - User-created name for a key, to indicate what this key was created for.
2. `Expires` - Date and time, when this key will stop working.
3. `Permissions` - List of permissions, that this key gives, when used.
4. `Key` - The key itself, which must be specified in the query parameters to use it.

To use a sharing key you can set a request's query parameter `accessKey`, equal to sharing key's `Key` value. In that case all permissions, that this key is granting will be given to a user (even anonymous one's) until request resolves.

Check procedure

When a user submits any get request to get, change, or delete a resource associated with a workspace, a permission check takes place. If the resource access permission property is not set, it is taken from the default permissions in the workspace. Also, if the sharing key was specified in the query parameters of a request - all checks for permissions, specified in the key's model will succeed.

Requesting your rights

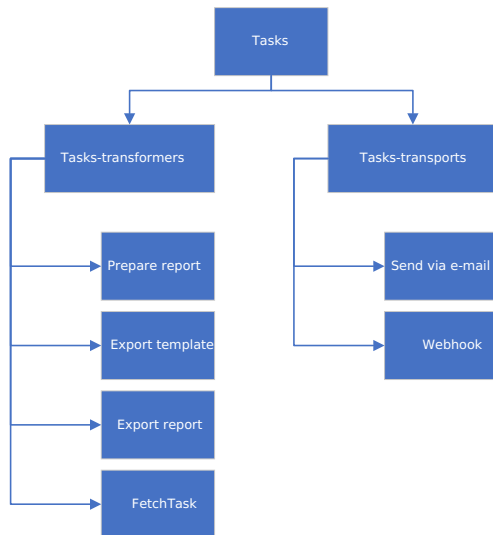
Each user can request their rights to a resource using REST or SDK. The returned model will have an aggregation of all available rights. If the resource is not found or the user does not have rights to the resource, then an empty model will be returned.

Tasks

A task is a unit of work in FastReport Cloud. All transformations, whether it is creating a report from a template, exporting to various formats, or sending a file to the mail, are tasks.

There are the following types of tasks:

- transformer tasks (transformers);
- transport tasks (transports).



Task properties

All tasks have the following properties:

1. **Name** - task name (for example, "Distribution of pay slips to employees");
2. **Locale** - localization that should be used when building a report;
3. **SubscriptionId** - the identifier of the workspace where the task is launched (if not specified, the default workspace for the user running the task will be used).

The remaining properties are unique for each task type.

Transformers

Transformers are designed to transform source objects into final objects through some transformation function.

There are the following transformers:

- report preparation (**PrepareTemplateTask**) - template -> report;

- template export (`ExportTemplateTask`) - template -> a file in the required format (pdf, html);
- report export (`ExportReportTask`) - report -> a file in the required format (pdf, html);
- adding a data structure to a data source (`FetchTask`) - a data source without a structure -> a data source with a data structure that can be used further in the Designer.

The properties of transformers

All transformers, in addition to the main properties of the tasks described above, contain the following properties:

1. `InputFile` - information about the template from which the report should be created; it contains the following fields:
 - `EntityId` - template identifier;
 - `Type` - file type (in this case, the type should be `Template`);
 - `Content` - template content as a byte array (can be passed instead of an identifier);
 - `FileName` - template name (optional).
2. `OutputFile` - information about the report generated by the task (apart from fields similar to the `InputFile` fields, it also contains the `FolderId` field—the folder where the report should be saved. If it is not specified, the report will not be saved);
3. `Transports` - a list of transport tasks called after report preparation.

Thus, the result of each transformer task can be sent using transport tasks (by mail, webhook).

Note that the `Content` field is only available when starting a task from the request body.

If you do not specify `OutputFile`, then it will be saved to a temporary folder (the id of which is the same as the id of the running task), if you specify an empty `OutputFile`—to the root folder, otherwise—to the specified folder.

PrepareTemplateTask

`PrepareTemplateTask` converts a template (.frx file) into a report (.fpx file).

In addition to the general properties of tasks, transformers, it contains the following properties:

1. `PagesCount` - the number of prepared pages (if not specified, a report with all pages will be generated);
2. `ReportParameters` - a dictionary of parameters passed during the build;
3. `Exports` - a list of exports (tasks of the `ExportReportTask` type) called after the report is prepared;

As can be seen from the specified properties, the result of the report preparation task, in addition to its sending by transport, can be additionally exported (and then saved or sent to the recipient in the same way).

ExportReportTask

`ExportReportTask` converts a report file (*.fpx) into a file in the specified format (pdf, html, jpeg, etc.).

In addition to the general properties of tasks, transformers, it contains the following properties:

1. `ExportParameters` - export parameters unique for each export (specified in FastReport .NET documentation);
2. `Format` - export format (pdf, html, svg, and others);

3. `PagesCount` - number of exported pages starting from the first one;

ExportTemplateTask

`ExportTemplateTask` converts a template (*.frx file) into a file in the specified format (pdf, html, jpeg, etc.).

Before exporting, the template is converted into a report, populating the necessary data. Thus, the template export task, in addition to the general task properties, transformers, and report export task properties, contains the `ReportParameters` property, which specifies the report preparation parameters.

Fetch task

This task adds a structure (tables, their column names, and data types) to the data source, which can be used further in the Designer or in the user panel.

Transports

Transports are designed to deliver objects generated by transformers to the final destination, whether it be a group of users, data storage, or another program.

There are the following transports:

- Email (`EmailTask`);
- webhook (`WebhookTask`);

All transports have the following properties:

1. `Files` - a list of files to be sent (templates, reports or exports. The properties of each item are the same as `InputFile` properties of transformers);
2. `Type` - transport task type (`Email`, `Webhook`).

EmailTask

`EmailTask` allows you to deliver the results of transformers to email. It is possible to send templates, reports, and exports both to one recipient and to a group.

In addition to common properties for all transports, it contains the following properties:

1. `Body` - the text of the message;
2. `IsBodyHtml` - format email text as html markup;
3. `Subject` - the subject of the message;
4. `To` - a list of email addresses;
5. `From` - sender's email address;
6. `Username` - email username;
7. `Password` - user password;
8. `Server` - email server smtp address;
9. `Port` - server port;
10. `EnableSsl` - whether ssl encryption is enabled;

Properties 5–10 are optional. The Fast Reports Inc. email server parameters are used by default.

FTPUploadTask

`FTPUploadTask` allows you to deliver the results of transformers to FTP-server. It is possible to send templates, reports, and exports.

In addition to the common properties for all transports, it includes the following specific properties:

1. `FtpHost` - FTP server adress;

2. `FtpPort` - FTP server port;
3. `FtpUsername` - FTP server username;
4. `FtpPassword` - password;
5. `DestinationFolder` - path to the folder where the files will be uploaded;
6. `Archive` - whether to archive the file. Accepts the values true or false;
7. `ArchiveName` - archive name;
8. `UseSFTP` - whether to use SFTP (Secure FTP) for the connection. Accepts the values true or false;

Webhook

`WebhookTask` or a custom callback task delivers the results of transformers to a third-party server by making an HTTP POST request at the specified address. It is possible to send templates, reports, and exports.

`WebhookTask`, in addition to the basic ones for all transports, contains the `Endpoints` property, which is a list of objects containing the following fields:

1. `Url` - the address of the server and application to which the POST request from FastReport Cloud comes;
2. `BearerToken` - token if authorization is required.

The data sent to the third-party server is of type `multipart/form-data`, that is, it is a list of files (templates, reports, or exports). The name of the list passed in the request is `files`. The receiving party must implement a method that processes the POST request at the specified address using the resulting list.

For example, for ASP.NET, the Web API function, to which the webhook is assigned, might look like this:

```
[HttpPost]
public ActionResult<List<long>> Receiver(IFormFileCollection files)
{
    List<long> fileLengths = new List<long>();
    foreach (var img in files)
    {
        using (MemoryStream ms = new MemoryStream())
        {
            img.OpenReadStream().CopyTo(ms);
            fileLengths.Add(ms.ToArray().Length);
        }
    }
    return Ok(fileLengths);
}
```


Tree tasks

Tasks can have a tree structure and contain subtasks. For example, *the report preparation task* may contain the following subtasks:

1. List of transports (email, webhook) that send the finished report;
2. List of export tasks (`ExportReportTask`)—export to pdf, html.

Export tasks, in turn, can have a list of transports.

Thus, the sequence of execution of the report preparation task may look like this:



That is, the task of converting from a template to a report, after its execution, will call the PDF export task and SVG export task. And those, in turn, will call email or webhook tasks.

Saving and reuse

Tasks can be saved to cloud storage and run on demand or a schedule. You can find examples of how to work with tasks in the Guides section.

Task interactions scenarios

There are 2 work modes:

1. Running a task from the request body;
2. Running a previously saved task.

In the first case, all parameters are determined at the time of sending a request to run a task, in the second case, the task is saved in the cloud storage and called by a unique identifier.

Task scheduler

The tasks scheduling can be done by specifying CRON expressions. In this way, you can achieve maximum flexibility when setting up the schedule.

You can also specify the time from which the scheduler will start running and the conditions under which it will stop working (on specified date and time or after specified occurrences numbers).

Tasks have the following properties for scheduling setting up:

1. `CronExpression` - a CRON expression that sets the dates and times for the task to run;
2. `StartsOn` - start date and time of the schedule;

3. `Ends` - schedule stopping conditions; The object contains child fields:
- `After` - number of occurrences, after which the scheduled task will be stopped;
 - `On` - date and time when the schedule should be stopped.

If you set to the `Ends` field empty values for `After` and `On`, the task will run on schedule until schedule is disabled.

To disable task scheduling, you should set the `CronExpression` field to an empty string.

In addition, for user convenience, the GUI allows for more intuitive setup of task scheduling:

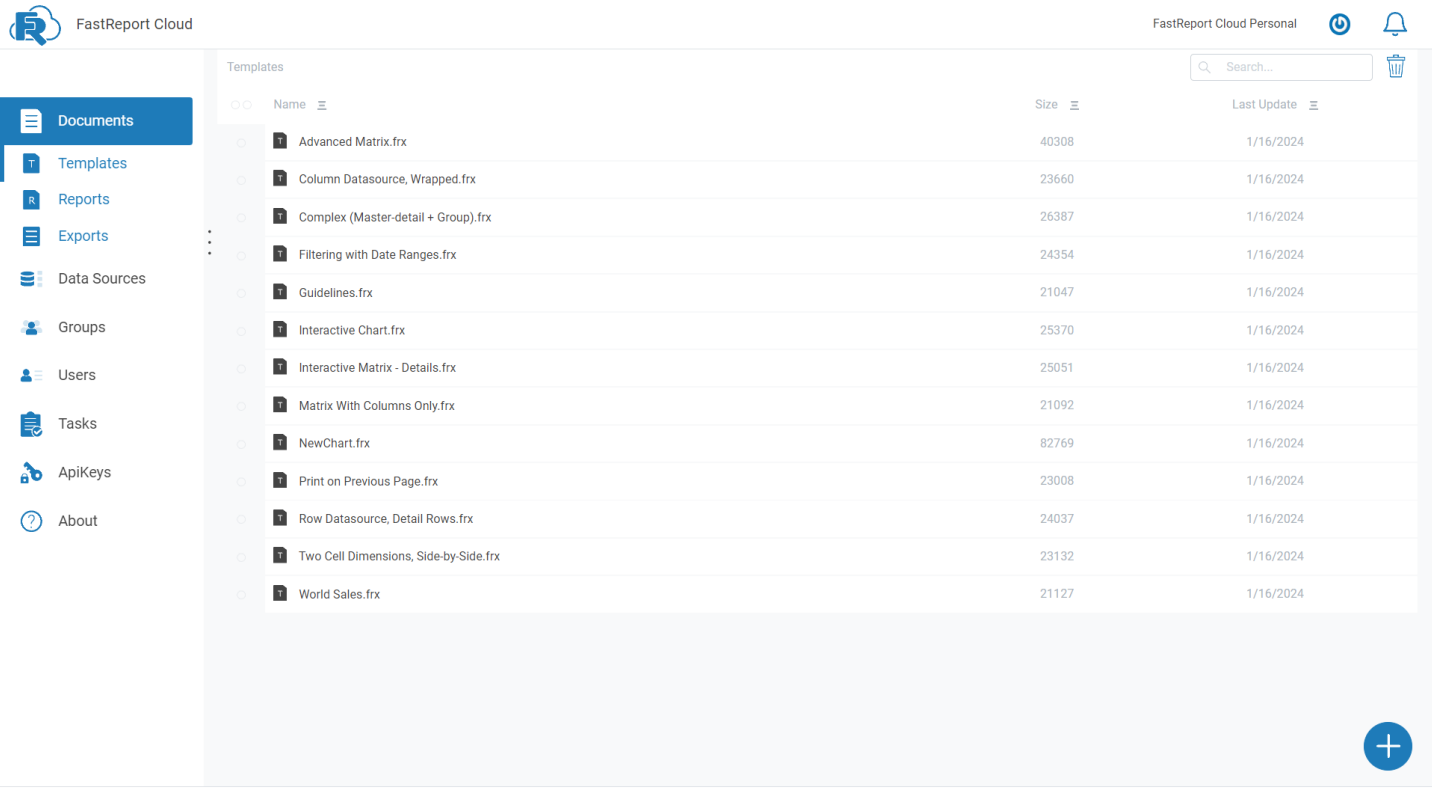
- hourly (run every few hours);
- daily (every few days or only from Monday through Friday);
- weekly (every week on a specified day);
- monthly (every month on a specified day);
- yearly (every year on a specified month and day).

And, of course, there is the option to set the CRON expression manually for specific scenarios of scheduled task running.

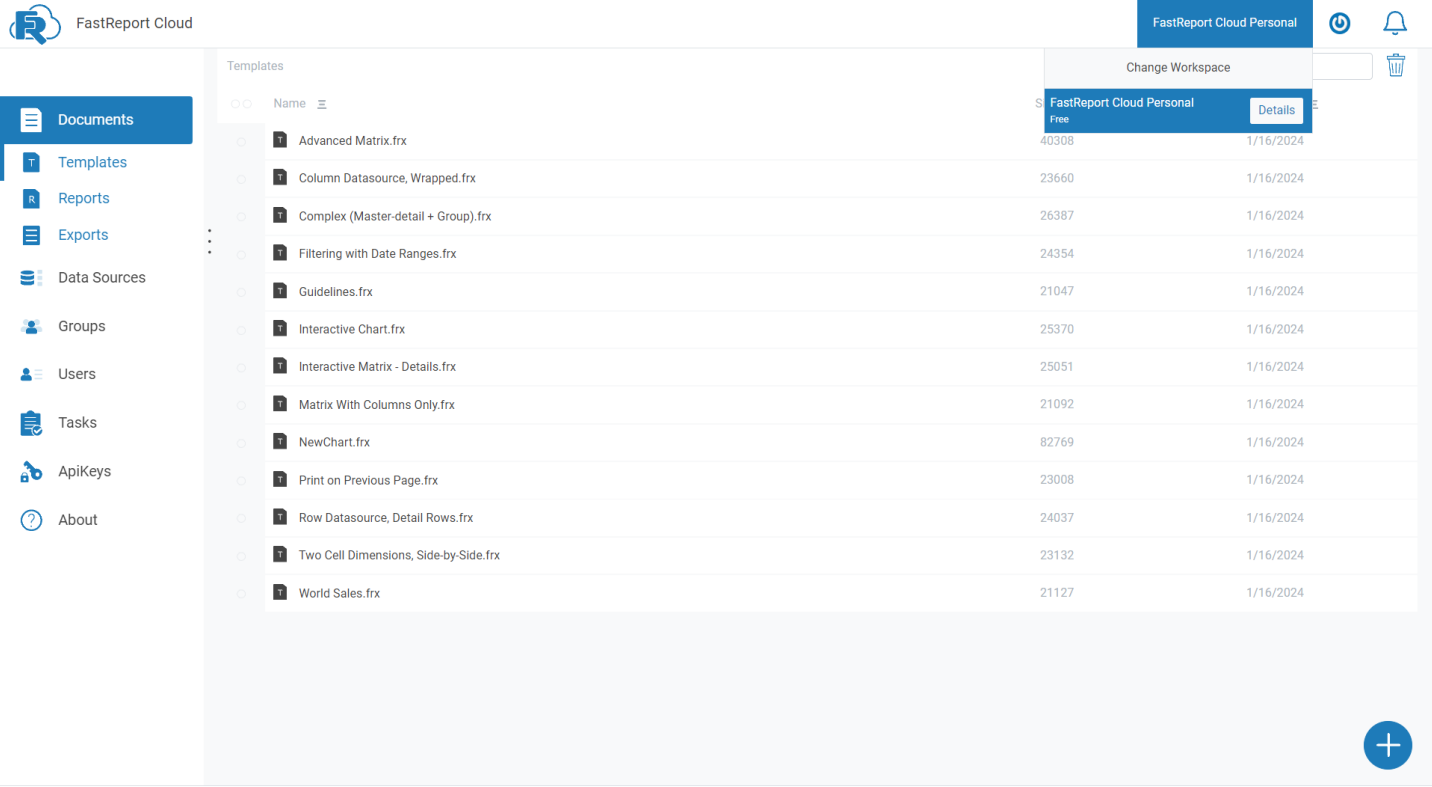
User panel

The user panel is a visual interface for interacting with FastReport Cloud.

The top panel of the interface has a logo (a home page button), a workspace display item, a user avatar, a notification indicator.



Clicking on the workspace display item opens a list with all available user spaces. Clicking the Details button opens the workspace information page.



Documents

Templates

Reports

Exports

Data Sources

Groups

Users

Tasks

ApiKeys

About

Templates

○ ○ Name

Size

○	Advanced Matrix.frx	40308	
○	Column Datasource, Wrapped.frx	23660	
○	Complex (Master-detail + Group).frx	26387	
○	Filtering with Date Ranges.frx	24354	1/16/2024
○	Guidelines.frx	21047	1/16/2024
○	Interactive Chart.frx	25370	1/16/2024
○	Interactive Matrix - Details.frx	25051	1/16/2024
○	Matrix With Columns Only.frx	21092	1/16/2024
○	NewChart.frx	82769	1/16/2024
○	Print on Previous Page.frx	23008	1/16/2024
○	Row Datasource, Detail Rows.frx	24037	1/16/2024
○	Two Cell Dimensions, Side-by-Side.frx	23132	1/16/2024
○	World Sales.frx	21127	1/16/2024



50urc3574rs11db4fd6

Settings

Sign Out



If you click on the notification indicator, you will see the latest notifications. If there are none, you will see a message that there are no new notifications.

Documents

Templates

Reports

Exports

Data Sources

Groups

Users

Tasks

ApiKeys

About

Templates

○ ○ Name

Size

○	Advanced Matrix.frx	40308	1/16/2024
○	Column Datasource, Wrapped.frx	23660	1/16/2024
○	Complex (Master-detail + Group).frx	26387	1/16/2024
○	Filtering with Date Ranges.frx	24354	1/16/2024
○	Guidelines.frx	21047	1/16/2024
○	Interactive Chart.frx	25370	1/16/2024
○	Interactive Matrix - Details.frx	25051	1/16/2024
○	Matrix With Columns Only.frx	21092	1/16/2024
○	NewChart.frx	82769	1/16/2024
○	Print on Previous Page.frx	23008	1/16/2024
○	Row Datasource, Detail Rows.frx	24037	1/16/2024
○	Two Cell Dimensions, Side-by-Side.frx	23132	1/16/2024
○	World Sales.frx	21127	1/16/2024



Message

You don't have any missed notifications

just now




Workspace

On the [workspace](#) page, you can see the following information:

- the name of the workspace;
- start and end time of its work;
- the number of users that can be added to the workspace;
- whether it is possible to use the designer for editing.

Next there is a block with information about available [Tasks](#).

The following shows how much workspace storage (templates, reports and exports) has already been used up.

FastReport Cloud

Documents

Data Sources

Groups



Users

Tasks

ApiKeys

About

FastReport Cloud Personal



Workspace Info

Id: 6492f09f6606091aa7ef902

Name: FastReport Cloud Personal


Rename

Plan: Free


Start time: 10/20/2223 12:00:00 AM


End time: 10/20/2233 11:59:59 PM


Max user count: 1


Online designer: 


Tasks -


Can export report: 


Can export template: 


Can fetch data: 

Can prepare report: 

Can send via email: 

Can send via webhook: 

Can update report thumbnail: 


Can update template thumbnail: 

Limits -

Templates space: used 388.40 kilobyte from 25 megabytes

Reports space: used 16 kilobyte from 25 megabytes


© 2020 - 2024 Fast Reports Inc.



User profile

On this page, you can configure the settings associated with a specific user who opened this page, namely:

- show hidden files and folders (hidden files and folders start with a dot);
- default workspace (the space that opens automatically when the user panel is launched and is used for API requests if the workspace is not explicitly specified);
- profile visibility allows you to show and hide information about yourself for other users.

FastReport Cloud

Documents

Data Sources


Groups

Users

Tasks

ApiKeys

About



50urc3574rrs11db4fd6

50urc3574rrs@gmail.com

Settings

These settings may take some time to update

Show hidden files and folders

If false, you will not see file or folder, if it's name starts with '.' symbol.

☐

Default workspace

You can choose workplace, that should be selected by default, when performing requests.

FastReport Cloud Personal

Profile visibility

Select which parts of your profile is publically visible.

☒ Id only

☐ Full name

☐ Username

☐ E-mail

Notifications

Select events you want to recieve notifications about


Export and preparation


☐ Task completed succesfully

☐ Task failed

[More options...](#)

FastReport Cloud Personal



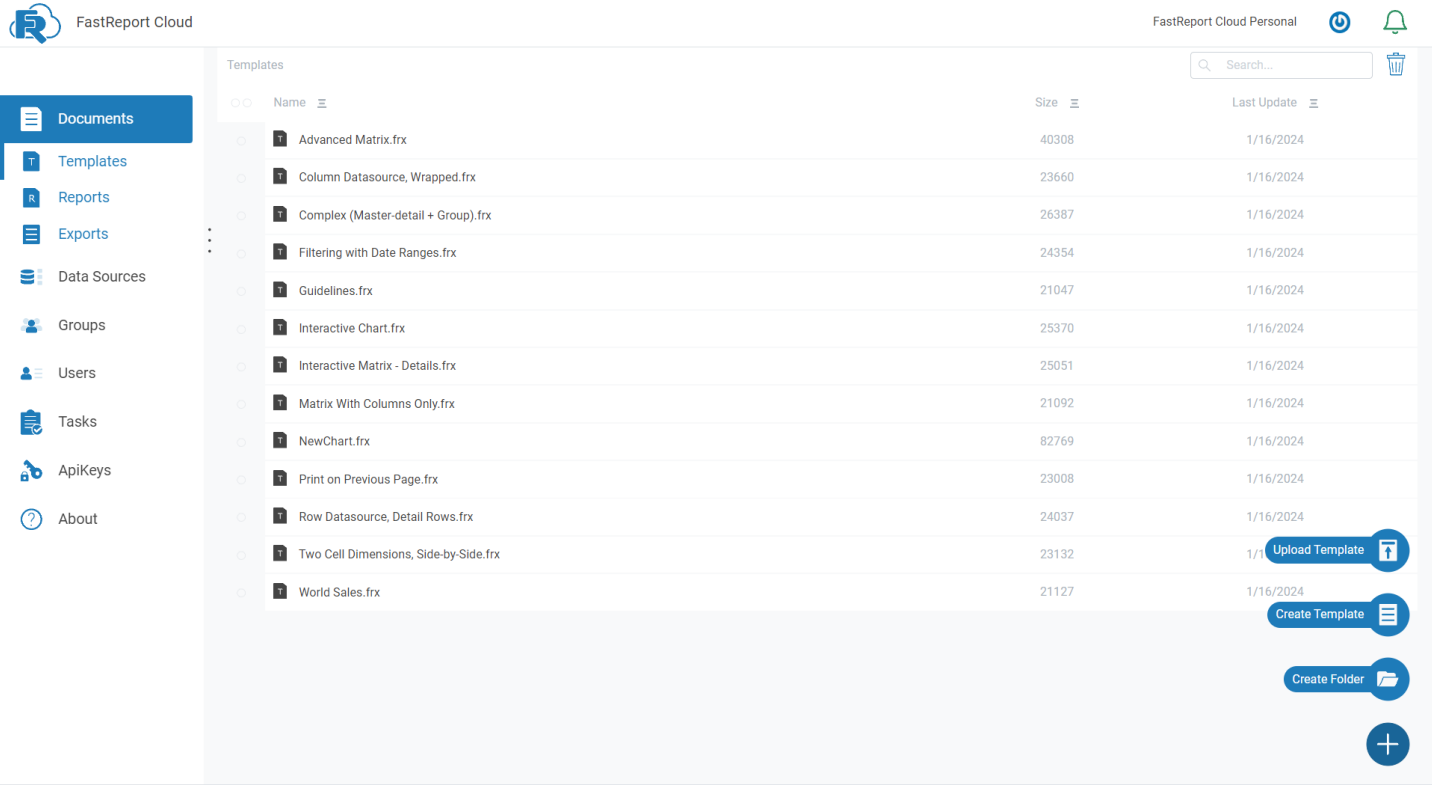


Documents

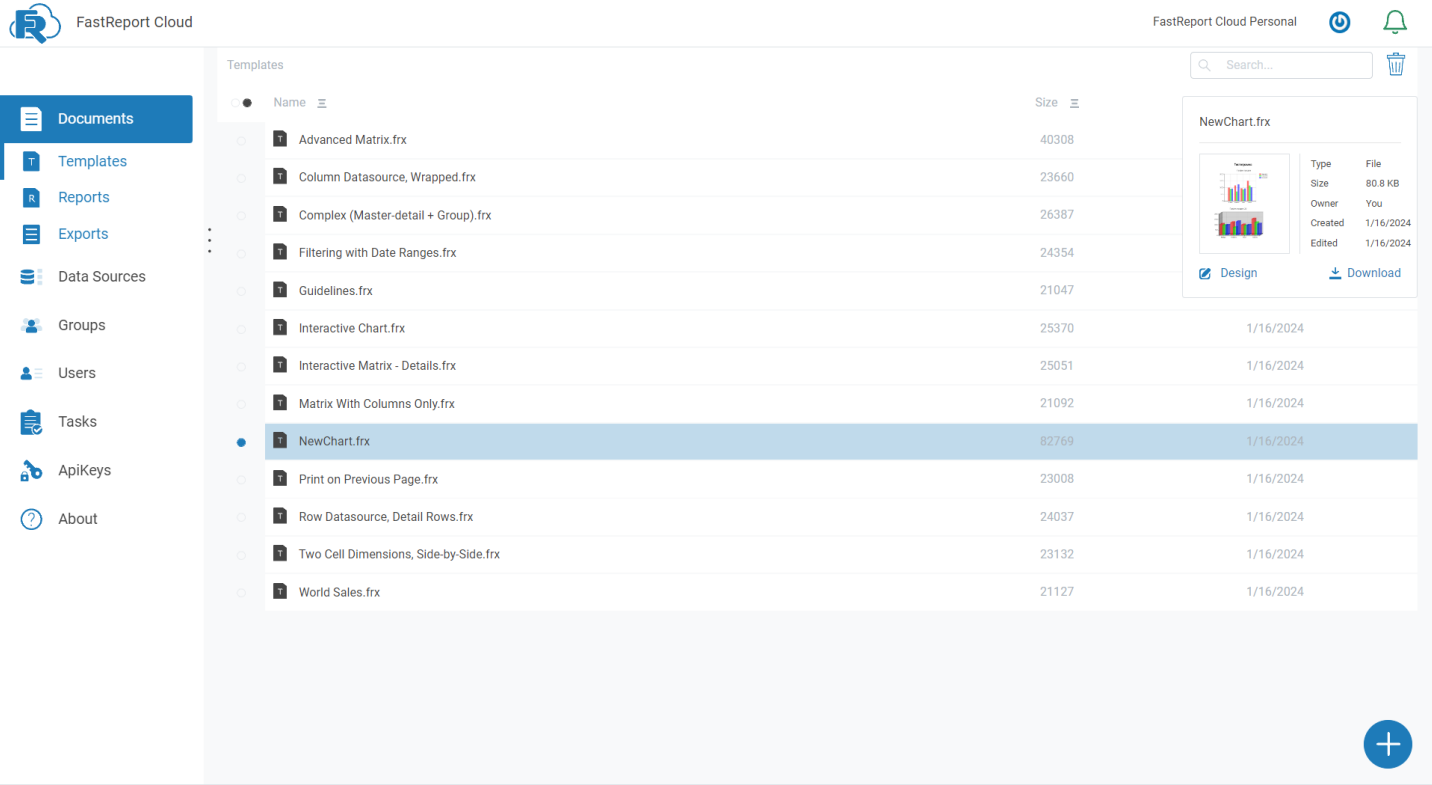
FastReport Cloud has 3 types of documents: templates (*.frx), reports (*.fpx), and exports (various formats from pdf to html). Switching between file types is done on the panel located on the left of the screen.

In the central part of the screen, you can see a list of files, a search field, and a bin icon for deleted files.

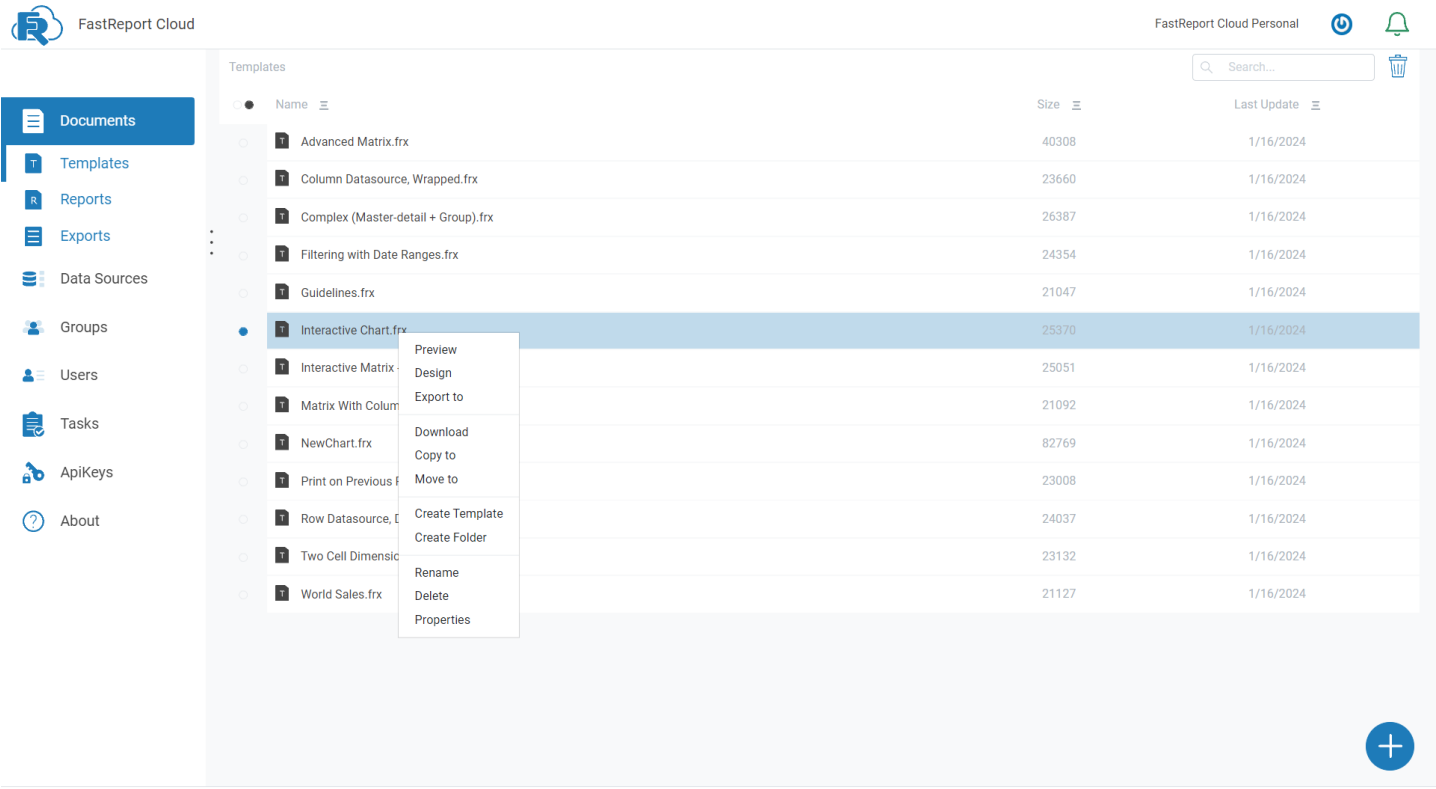
When you click on the "+" button in the lower right corner of the screen, the creation menu opens: file upload, its creation in the designer, and folder creation. It is prohibited to upload on the exports tab.



If you click once on a file, you will see a panel with information about it and a download button.



When you right-click on a file, a context menu appears with a list of actions that can be performed with the file.



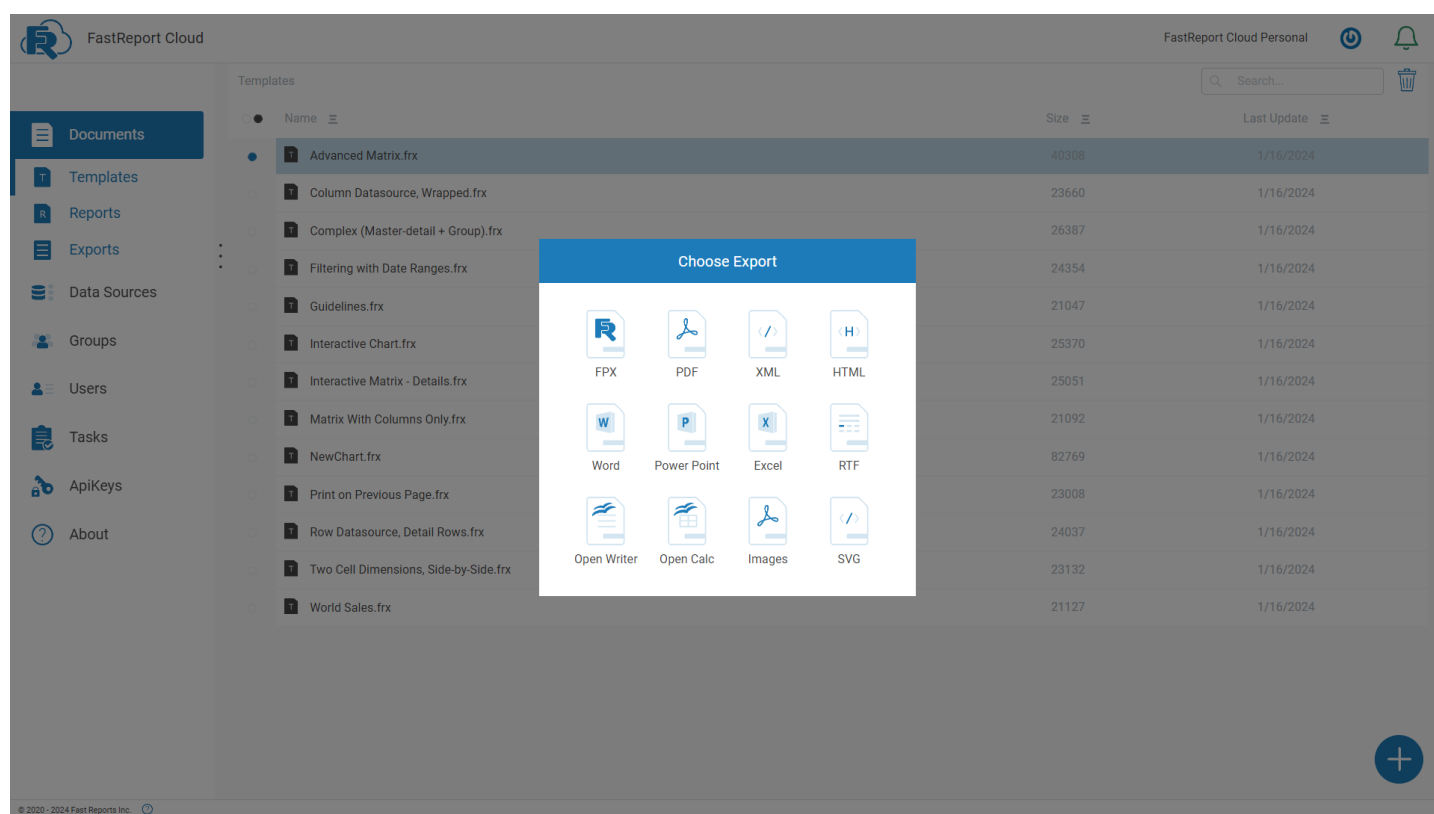
Clicking on the "View" button opens a window displaying the template or report. From there you can send the file for printing.



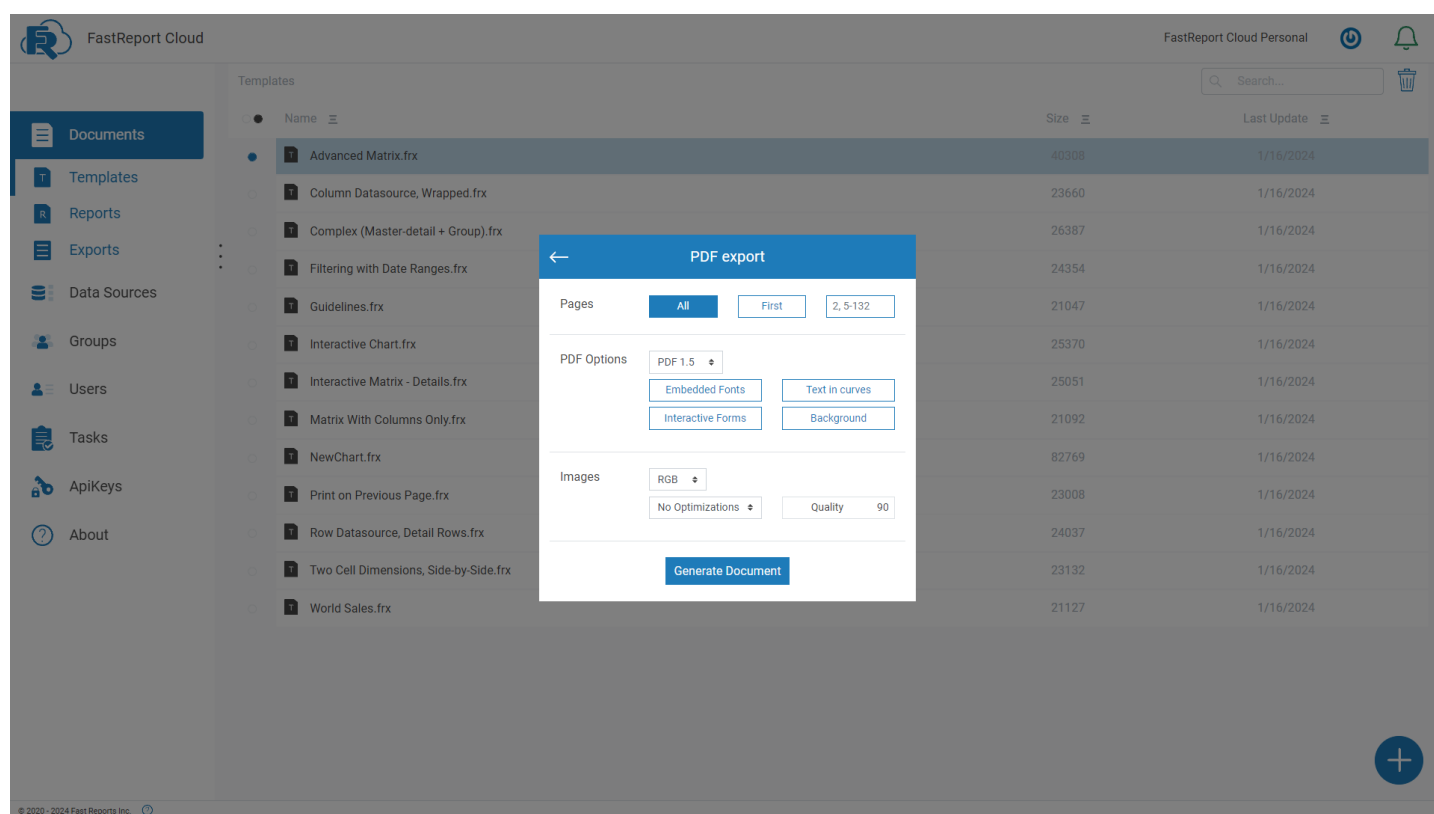
Clicking on "Design" opens the [Report designer](#). It allows you to add various report objects, data sources, and layout reports.



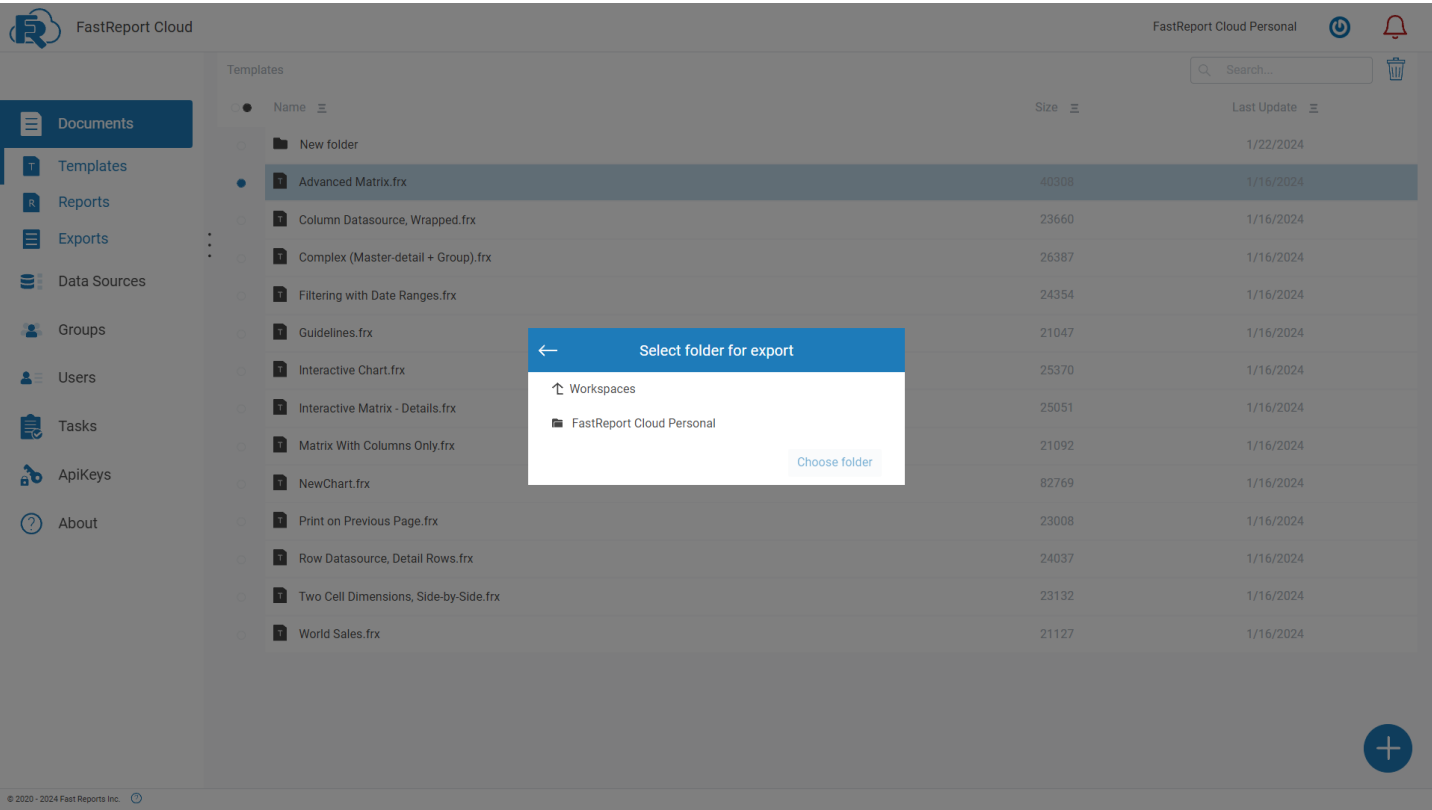
When the "Export" item is selected, the export format selection menu opens. The first item is the prepared report (*.fpx), the rest are external document formats. If the required export is not in the list, it can be used from the API.



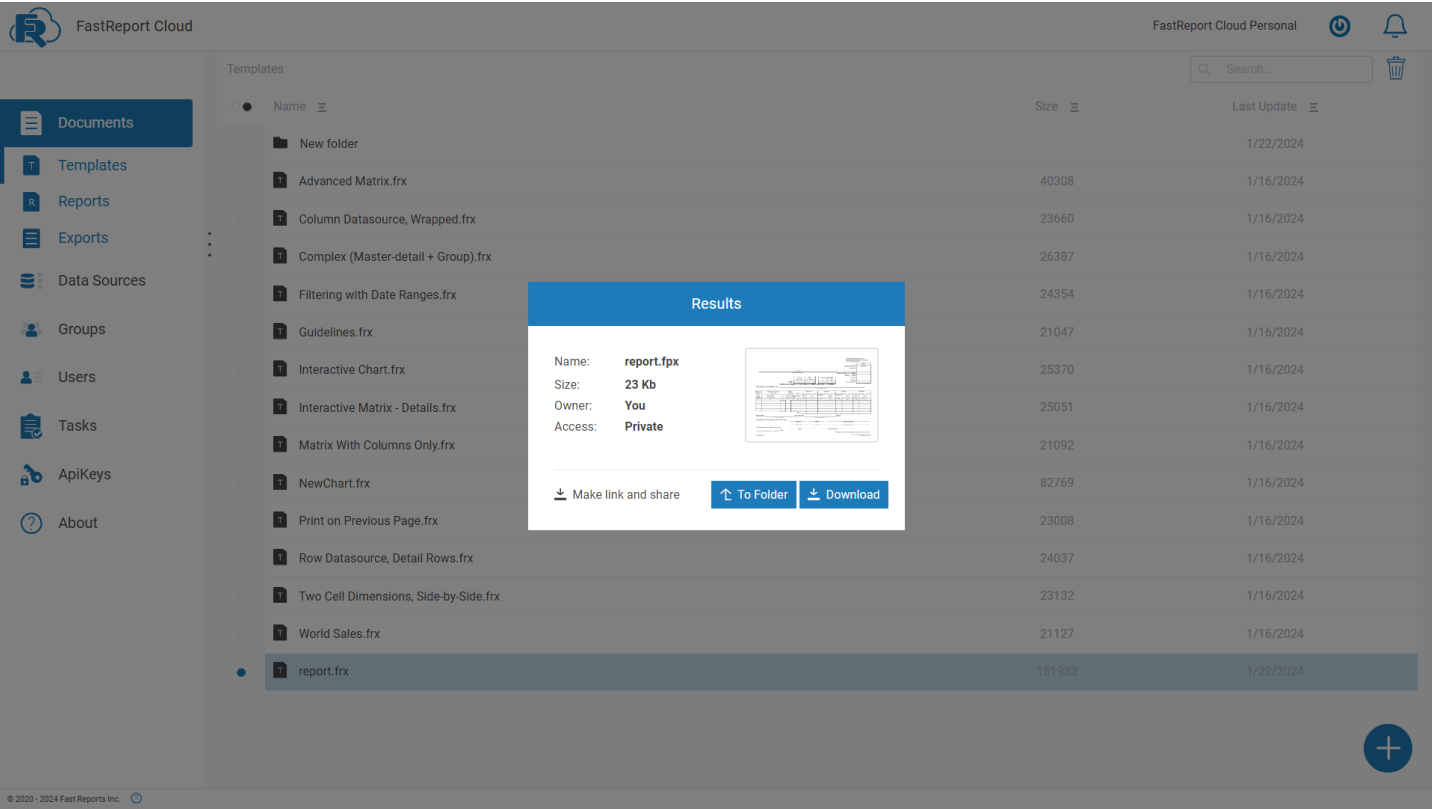
After export selection, the settings window opens, and the required parameters are set.



Next, a window for selecting an export folder opens up.



After the export process is completed, a window will open that displays a preview of the result and buttons to download the export or go to the folder where it is located.



If you click on the "Properties" menu item, a new window will open, in which you can view detailed information about the file and perform several actions on it.

FastReport Cloud

FastReport Cloud Personal

Documents

Templates

Reports

Exports

Data Sources

Groups

Users

Tasks

ApiKeys

About

Templates > Interactive Chart.fx

[Report.ReportInfo.Description]

Interactive Chart demo

Items sold

Nancy Davolio: 12

Steven Buchanan: 11

Andrew Fuller: 9

Janet Leverling: 9

Click on pie slice to view detailed report.

Generated by FastReport .NET

Created by 50urc3574rrs11db4fd6

1/16/2024 4:09:30 PM

Edited by 50urc3574rrs11db4fd6

1/16/2024 4:09:31 PM

Owner - 50urc3574rrs11db4fd6

Size - 24.8 KB

Status - Success

Workspace - FastReport Cloud Personal

Design

Export

Download

Delete

Preview

Permissions settings -

History -

© 2020 - 2024 Fast Reports Inc.

Further on the page you can see [the permission settings](#) for this file.

FastReport Cloud

FastReport Cloud Personal

Documents

Templates

Reports

Exports

Data Sources

Groups

Users

Tasks

ApiKeys

About

Permissions settings -

Who can download this file?

Anonymous users (everyone on the web)

☒ This workspace users

Who can get this file's model (and access this page by it)?

Anonymous users (everyone on the web)

☒ This workspace users

Who can lookup this file's permissions settings?

Anonymous users (everyone on the web)

☒ This workspace users

Who can get this file's thumbnail picture?

Anonymous users (everyone on the web)

☒ This workspace users

Who can preview this file?

Anonymous users (everyone on the web)

☒ This workspace users

Who can open this file in Online Designer?

Anonymous users (everyone on the web)

☒ This workspace users

Who can export this file to different formats?

© 2020 - 2024 Fast Reports Inc.

At the bottom of the page, there is the history of actions performed on the file.

- Documents
- Templates
- Reports
- Exports
- Data Sources
- Groups
- Users
- Tasks
- ApiKeys
- About

History -		
50urc3574rrs11db4fd6	Moved from #65ae35a67e28f886b01b7830 to #65ae35a67e28f886b01b7830	1/22/2024 12:44:13 PM
50urc3574rrs11db4fd6	Exported ✓	1/22/2024 12:43:42 PM
50urc3574rrs11db4fd6	Moved from #6492f09f66606091aa7ef8ff to #65ae35a67e28f886b01b7830	1/22/2024 12:42:53 PM
50urc3574rrs11db4fd6	Prepared ✓	1/22/2024 12:42:44 PM
50urc3574rrs11db4fd6	Exported ✓	1/22/2024 12:42:16 PM
50urc3574rrs11db4fd6	Renamed from "report.frx" to "new report.frx"	1/22/2024 12:41:51 PM
50urc3574rrs11db4fd6	Exported ✓	1/22/2024 12:41:39 PM
50urc3574rrs11db4fd6	Prepared ✓	1/22/2024 12:37:47 PM

Deleted files are stored in the trash bin. You can access it by clicking on the bin icon next to the list of files. You can delete or restore files in the bin.

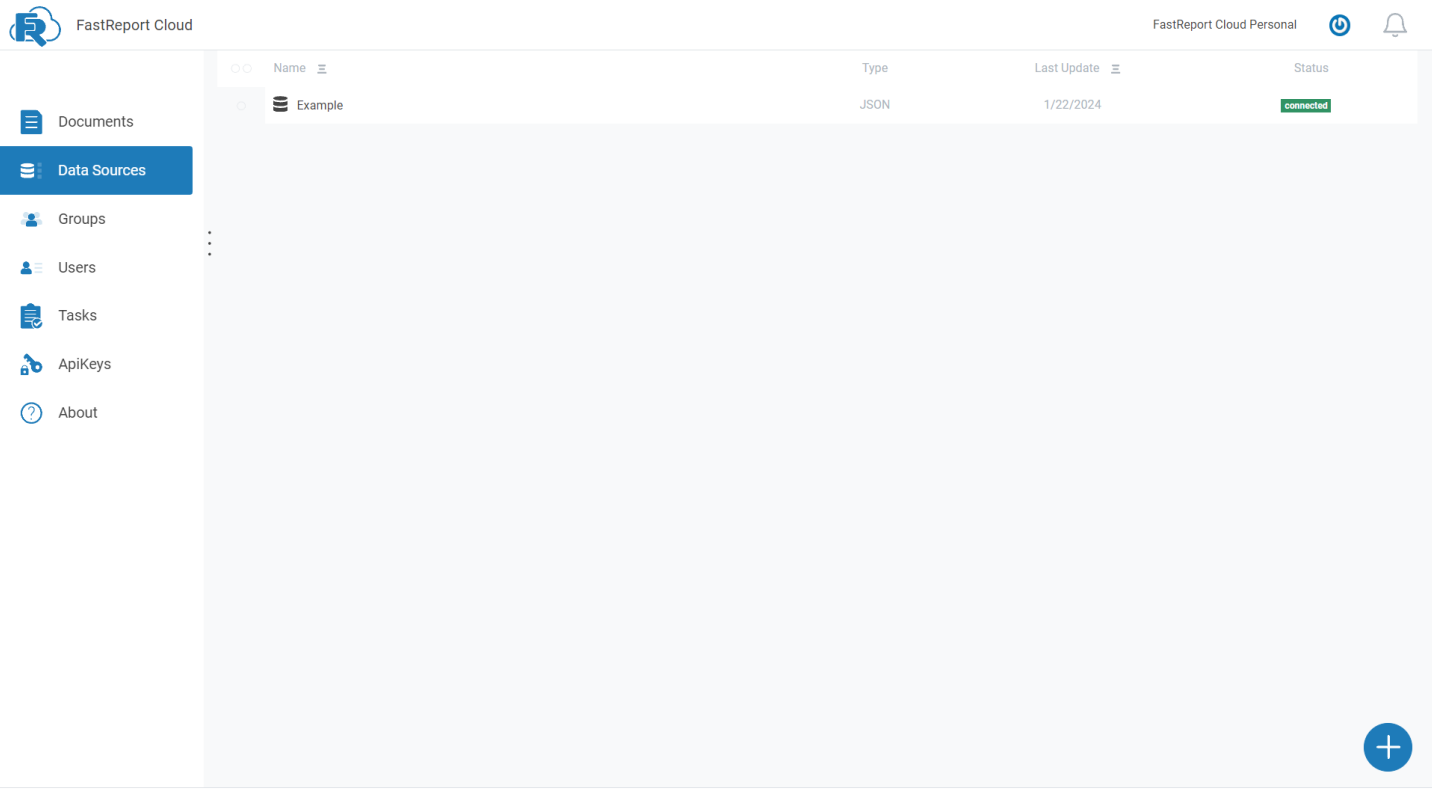
- Documents
- Templates
- Reports
- Exports
- Data Sources
- Groups
- Users
- Tasks
- ApiKeys
- About

Templates > Recycle bin			Recover all	Clear bin	Search...
	Name	Size	Last Update		
	Advanced Matrix.frx	40308	1/22/2024		
	Interactive Matrix - Details.frx	25051	1/22/2024		
	World Sales.frx	21127	1/22/2024		
	new report (1).frx	151933	1/22/2024		

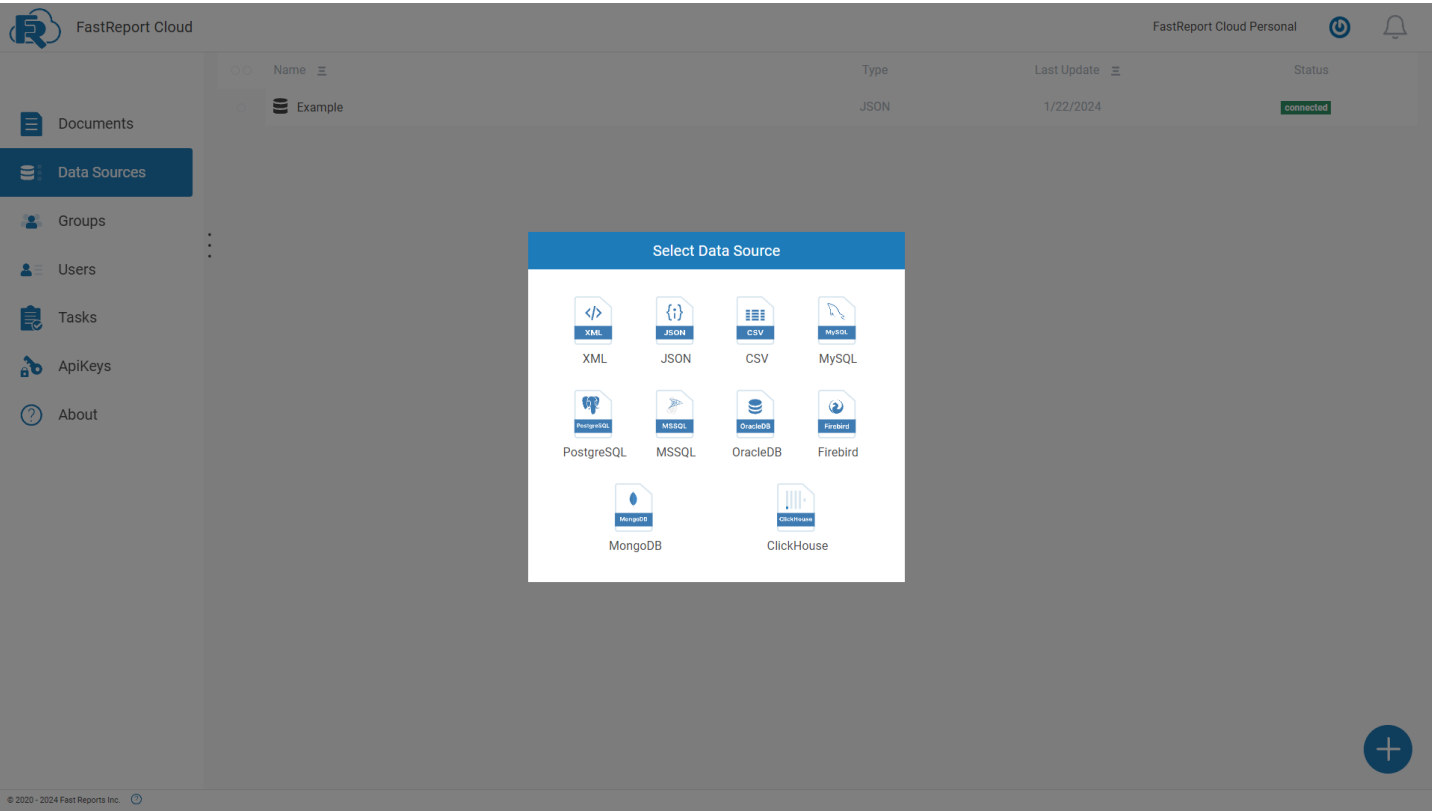
Data sources

Data sources are what provide information for building documents. They can be both databases (MySQL, MS Sql) and other sources (JSON, CSV).

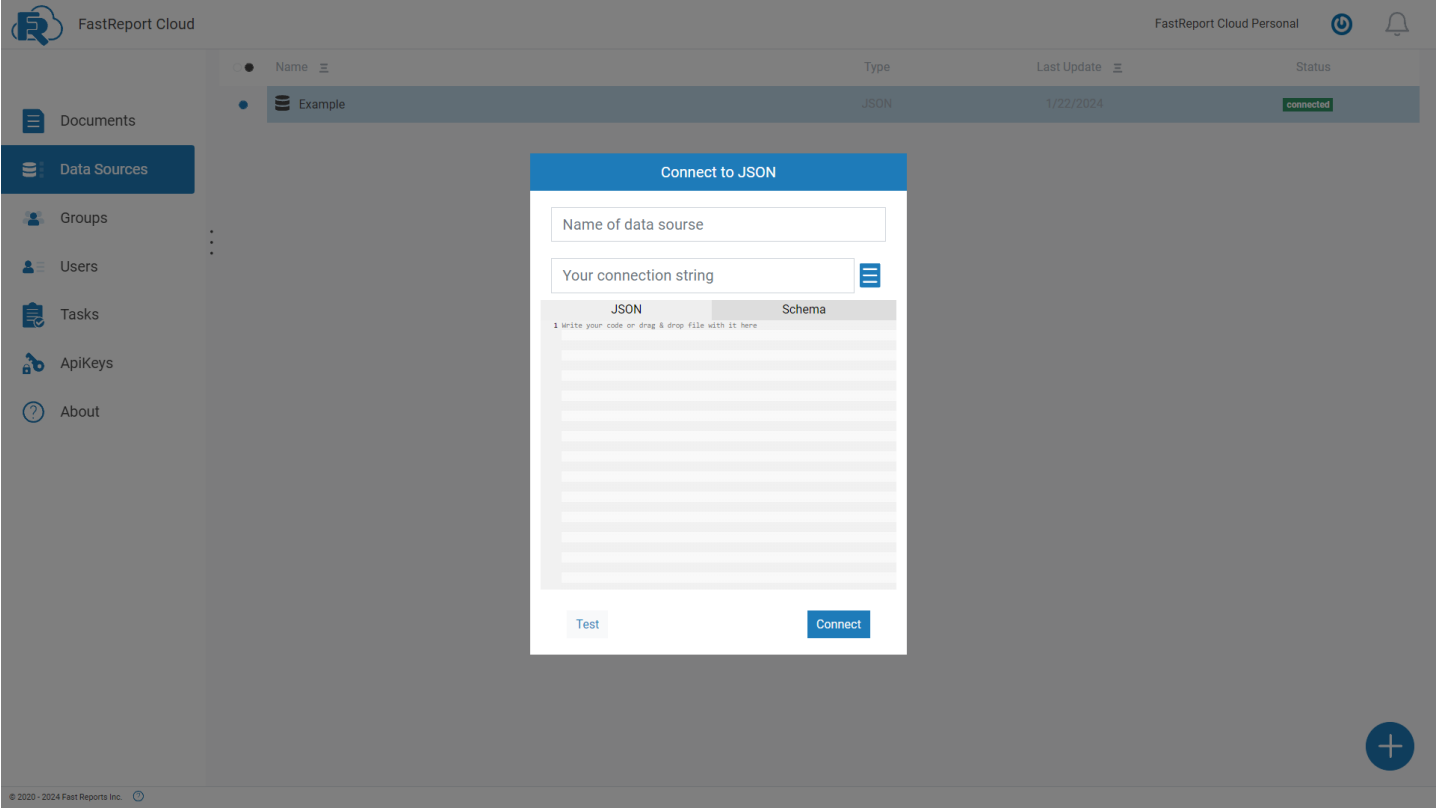
The page contains a list of data sources added to the system, their type and status (connected or an error occurred while connecting).



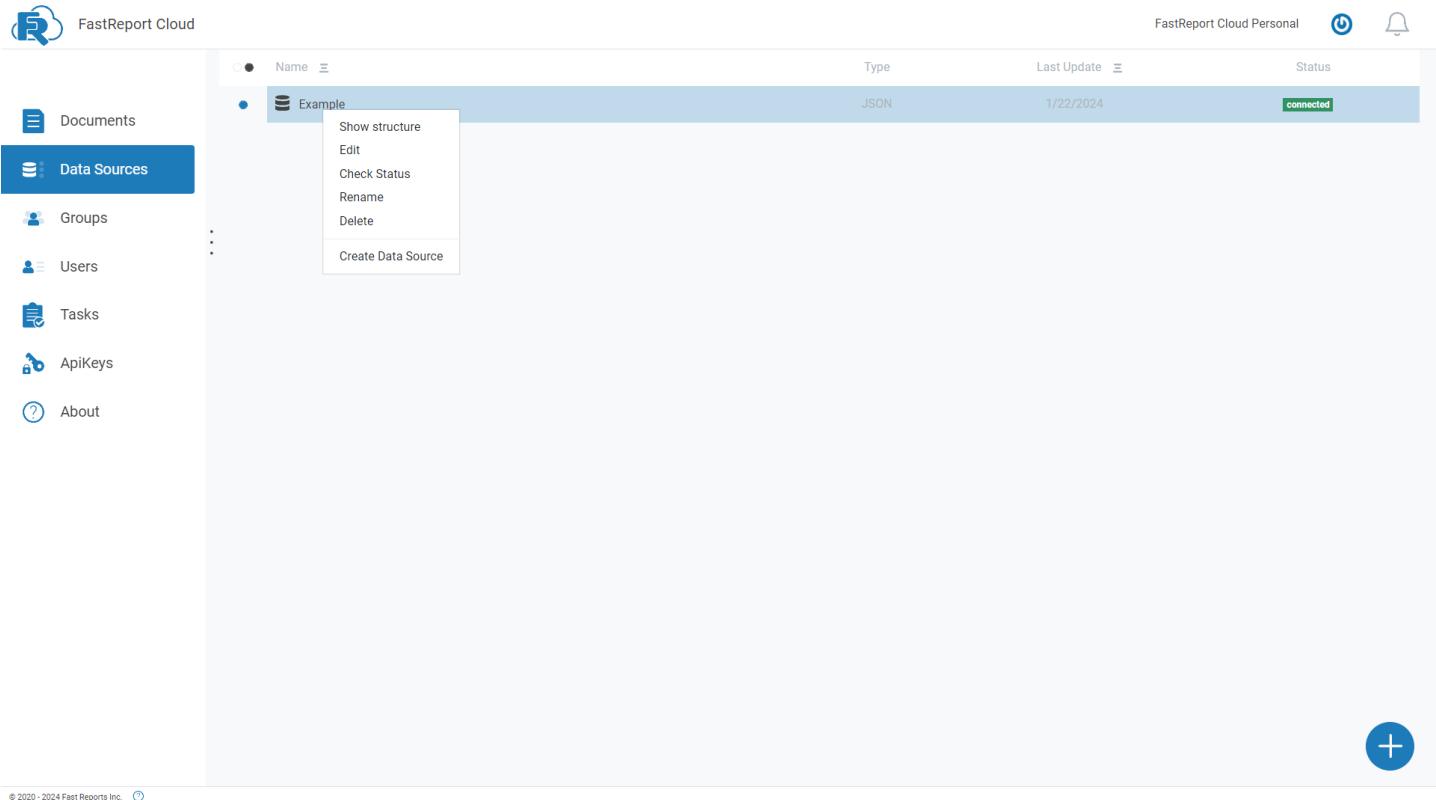
Clicking the "+" button opens a menu for selection from a number of available sources. If one of them is not here, then it can be used in the API.



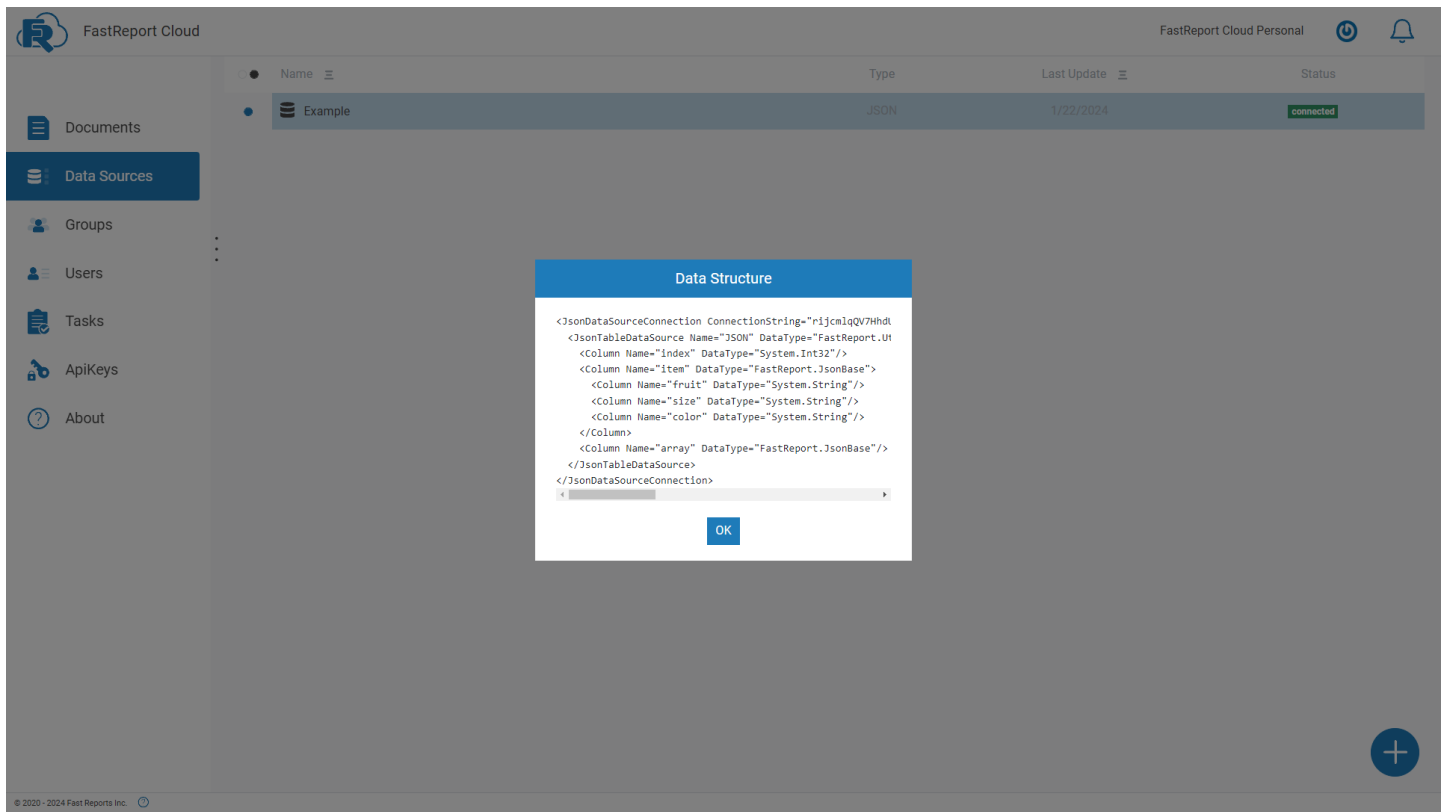
After choosing a source, you need to configure it. Enter the connection string or the data itself.



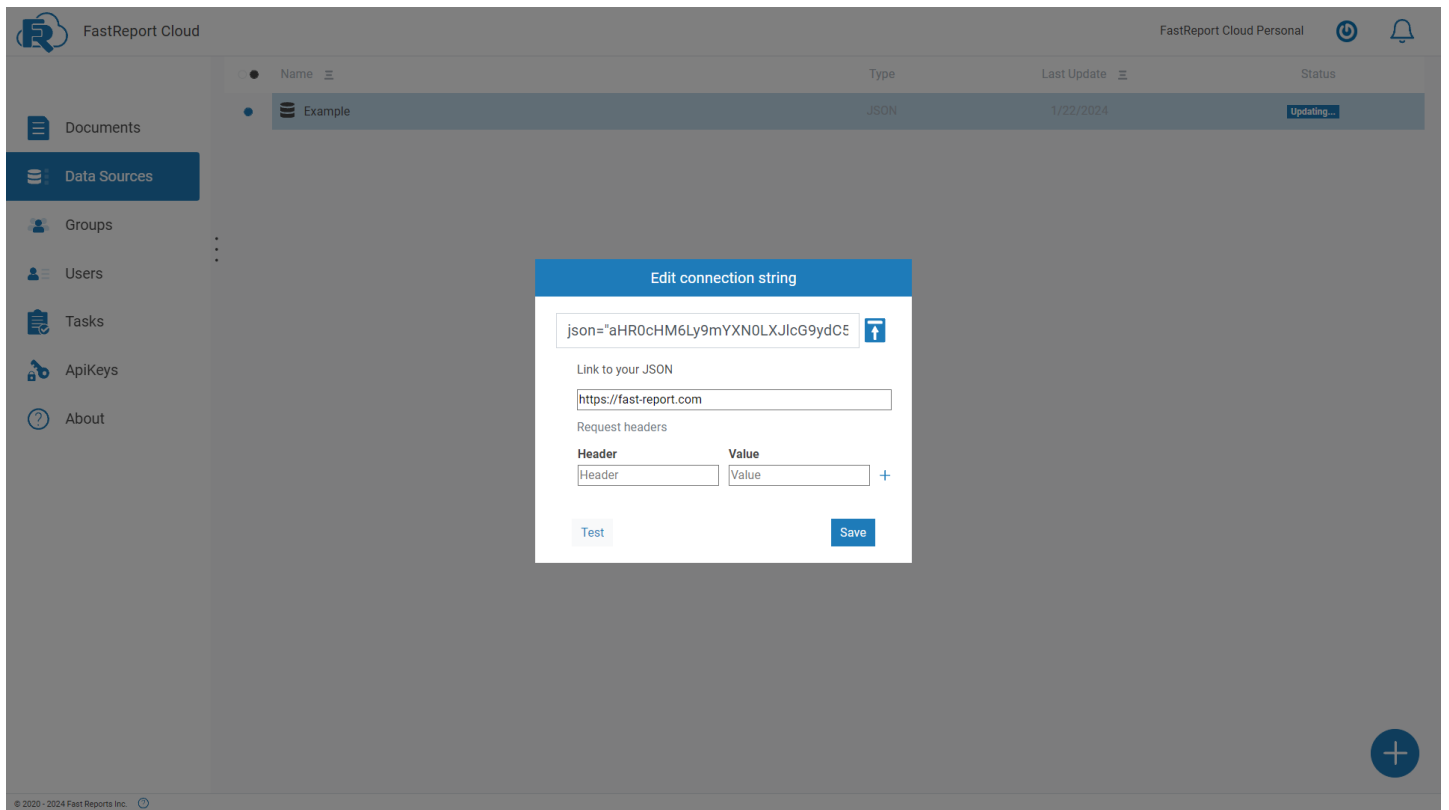
In the context menu, you can see a list of available actions on the source.



The data structure is a table representation that the source is converted to after connection.



Data sources can be edited.



If you click the "Check status" button, you will connect to the source and rebuild its structure.

Documents

Data Sources

Groups

Users

Tasks

ApiKeys

About

Name	Type	Last Update	Status
Example	JSON	1/22/2024	Updating...

Data sources can be renamed to make them easier to use.

Documents

Data Sources

Groups

Users

Tasks

ApiKeys

About

Name	Type	Last Update	Status
Example	JSON	1/22/2024	connected

Groups

A **user group** is an association of FastReport Cloud users who have the same permissions to workspace resources. In other words, these are several users with the same access level, for example, Administrators, Managers, Designers, and Developers.

FastReport Cloud

Documents

Data Sources

Groups

Users

Tasks

ApiKeys

About

Groups

Add Group

Owner

Other

Anon

Permissions

Users

Workspace Info

Information about the Workspace

Get info Get permissions info Edit Administrate

Documents

Templates, reports, exports and their folders

Get info Create Edit Remove Download Preview

Data Sources

Connections to databases

Get info Create Edit Remove

Groups

Work with groups

Get info Create Edit Remove

Tasks

Work with tasks

Get info Create Edit Execute Remove

User management

User-related settings

Get info Add Remove

Invites

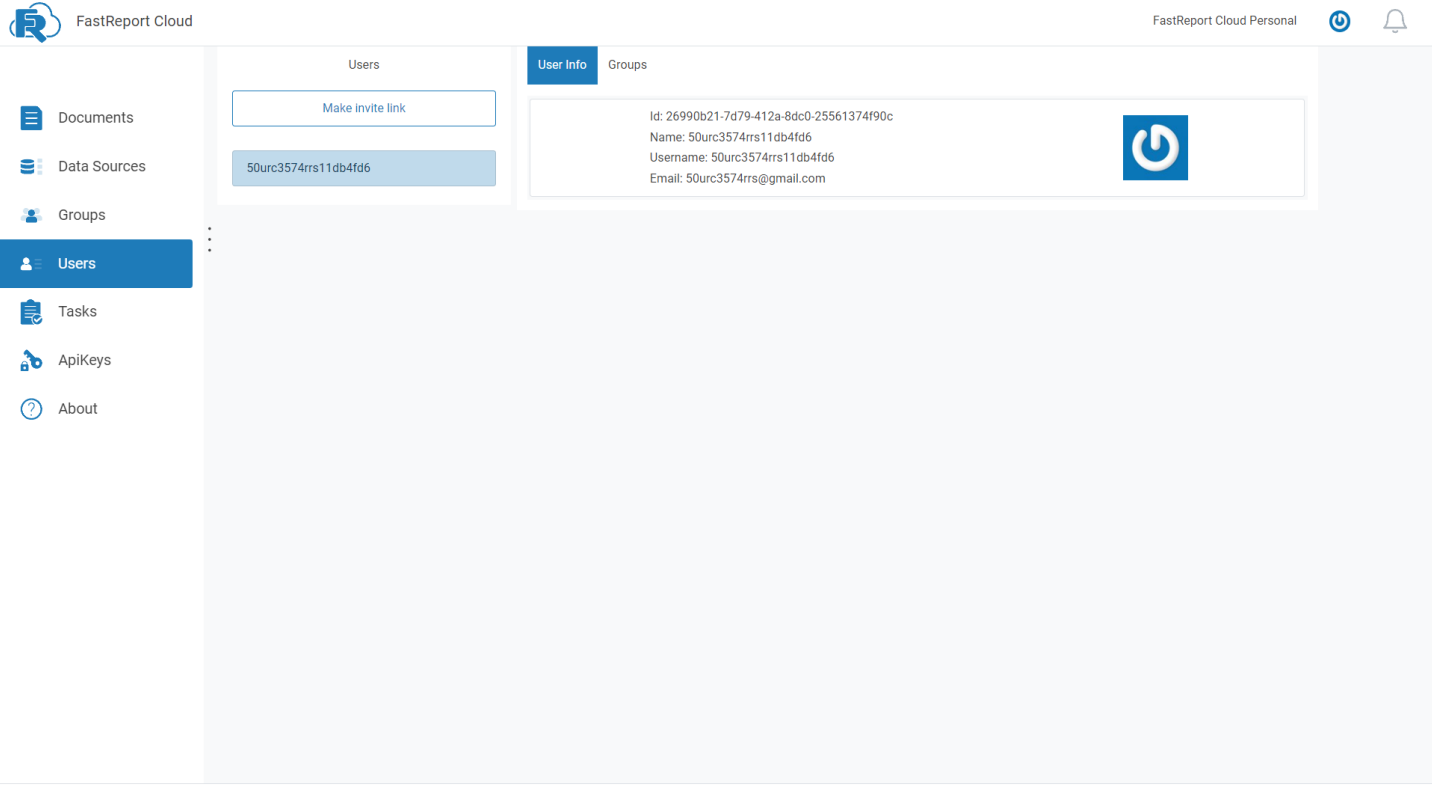
Invite settings

Get info Create Remove

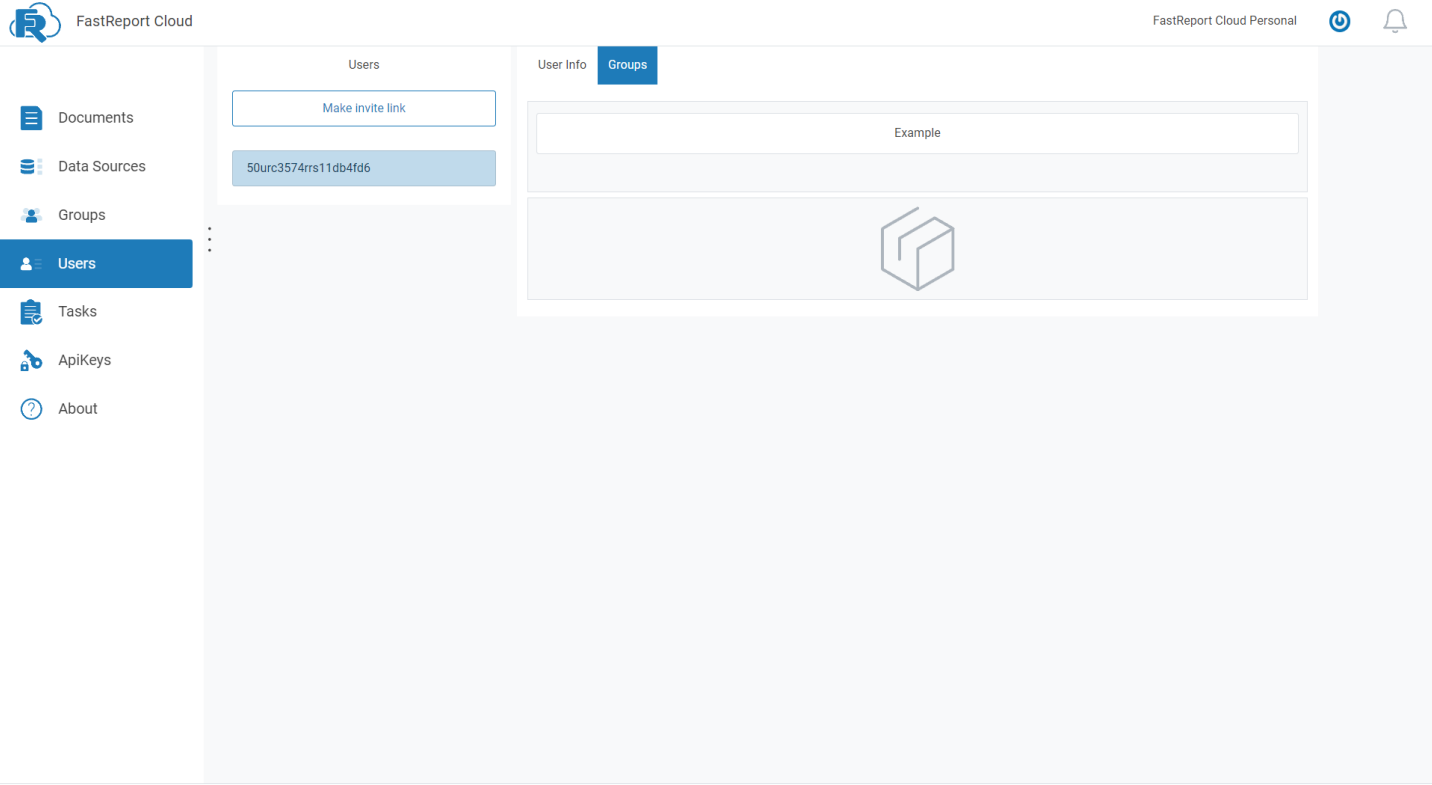
© 2020 - 2024 Fast Reports Inc.

Users

On the left, there is a list of workspace users and a button to invite new ones. On the right—information about the selected user.



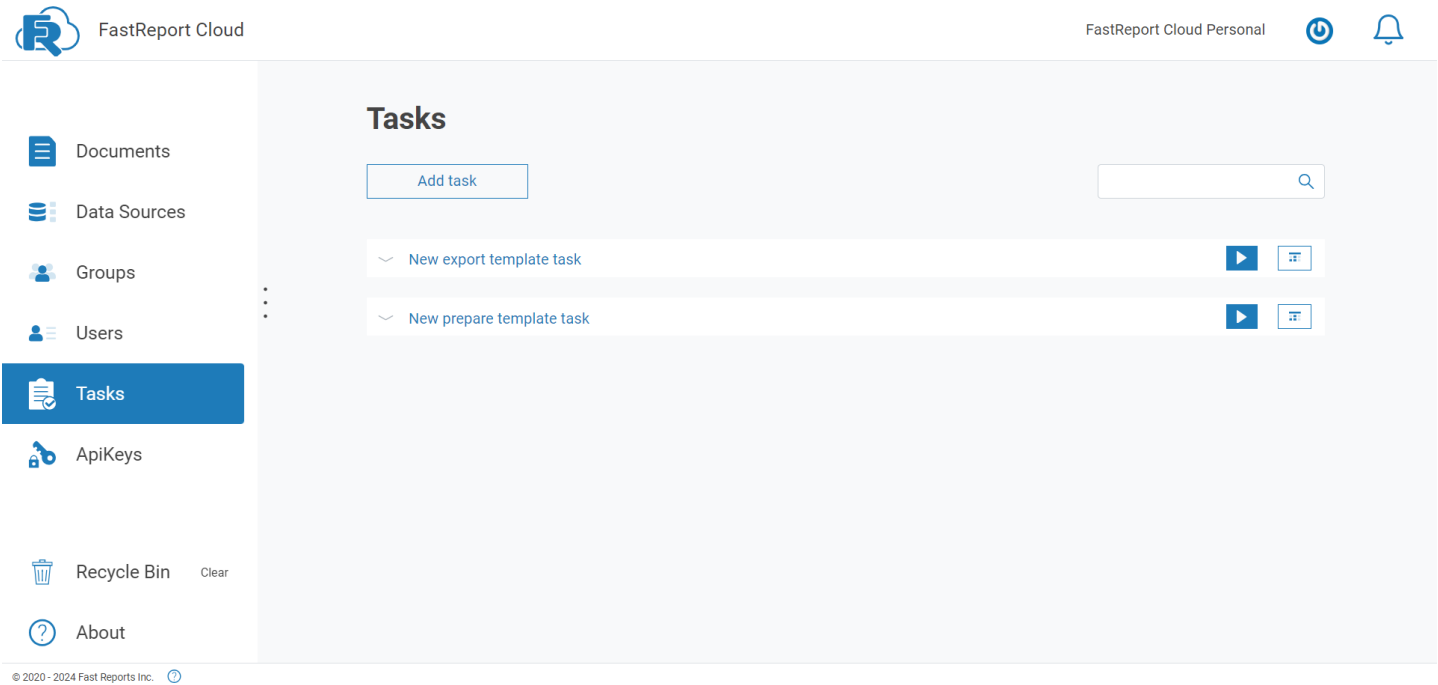
If you switch the tab, you can see a list of groups in which the user is a member.



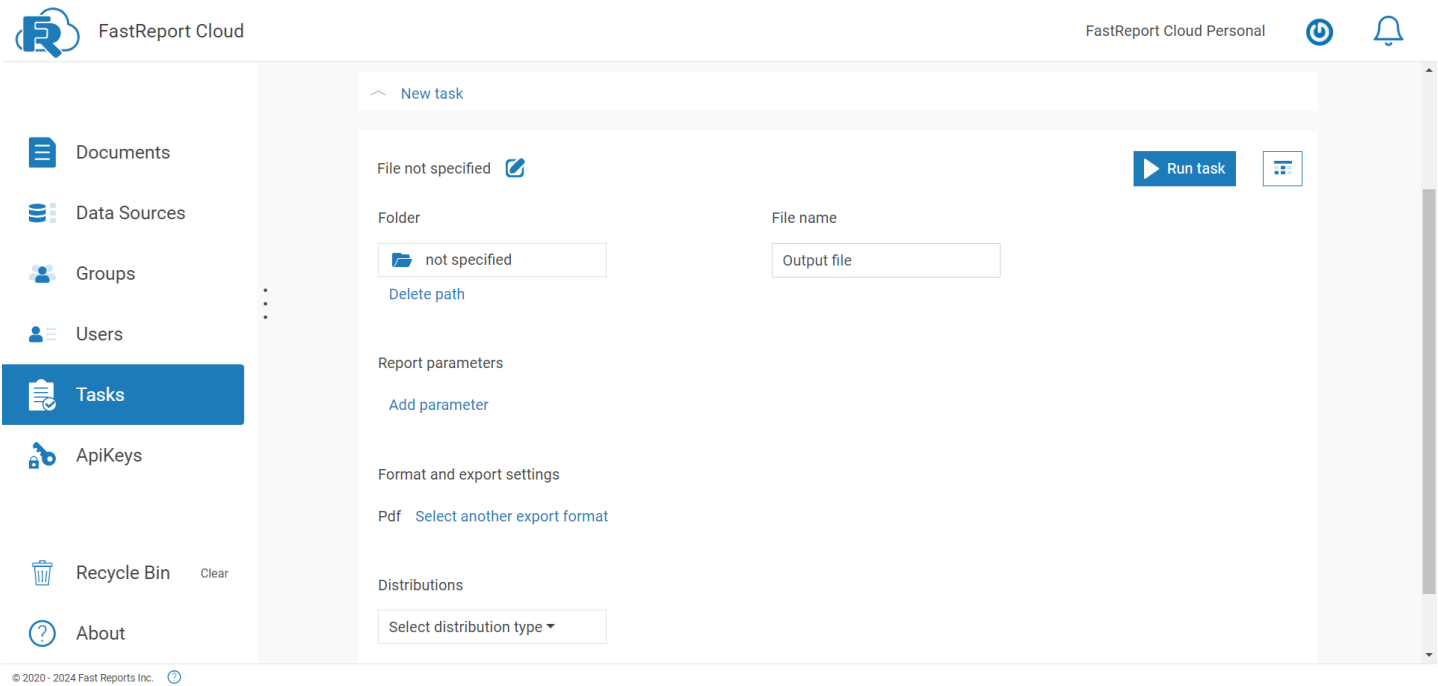
Tasks

Tasks - are repetitive complex actions that may include exporting, saving to a specified location, sending to email, and more.

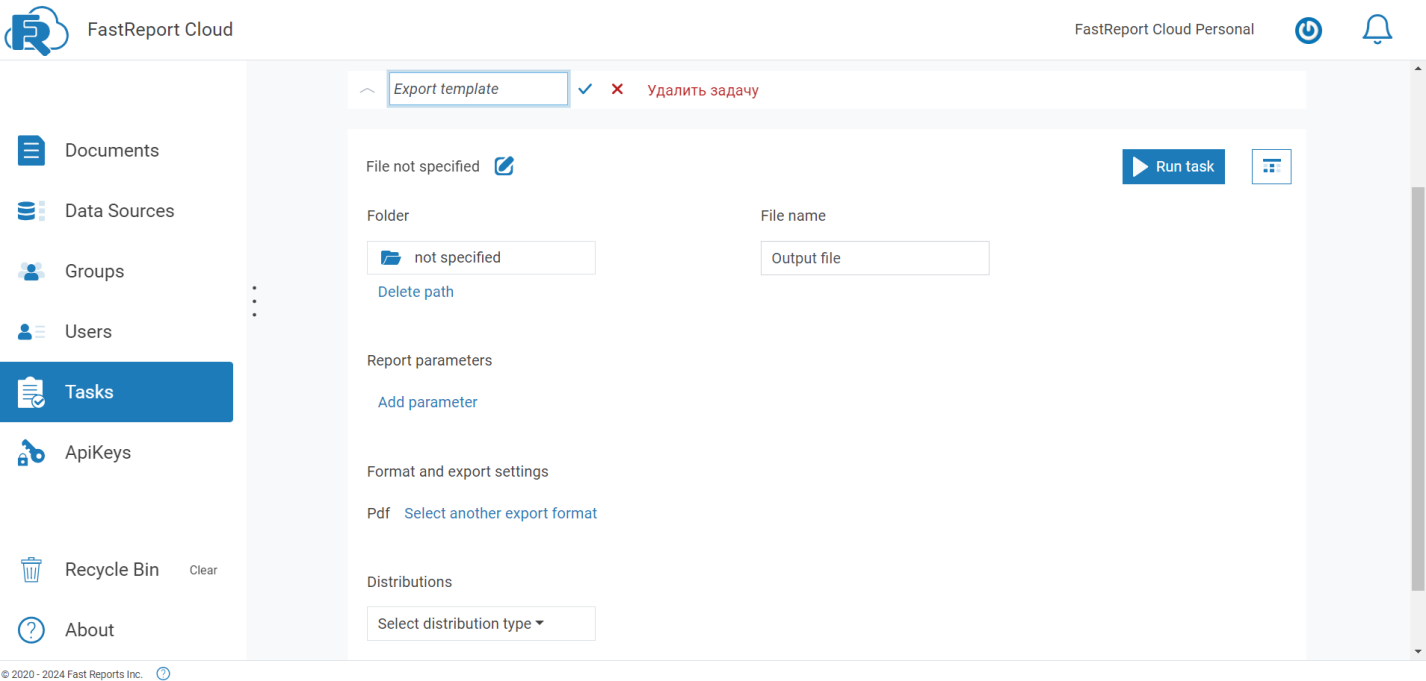
At the top of the page, there is a button to create a new task and a search field. In the central part of the page, there is a list of tasks. To the right of the task name are start task button and schedule settings.



By clicking on the dropdown element, the task settings open up. Above each task are the input file, start task and schedule settings buttons. Below are the task parameters.



If you click on the task name, you can edit it in the input field and also delete the task.



Transformers

Transformers include: ExportTemplate, PrepareTemplate, ExportReport.

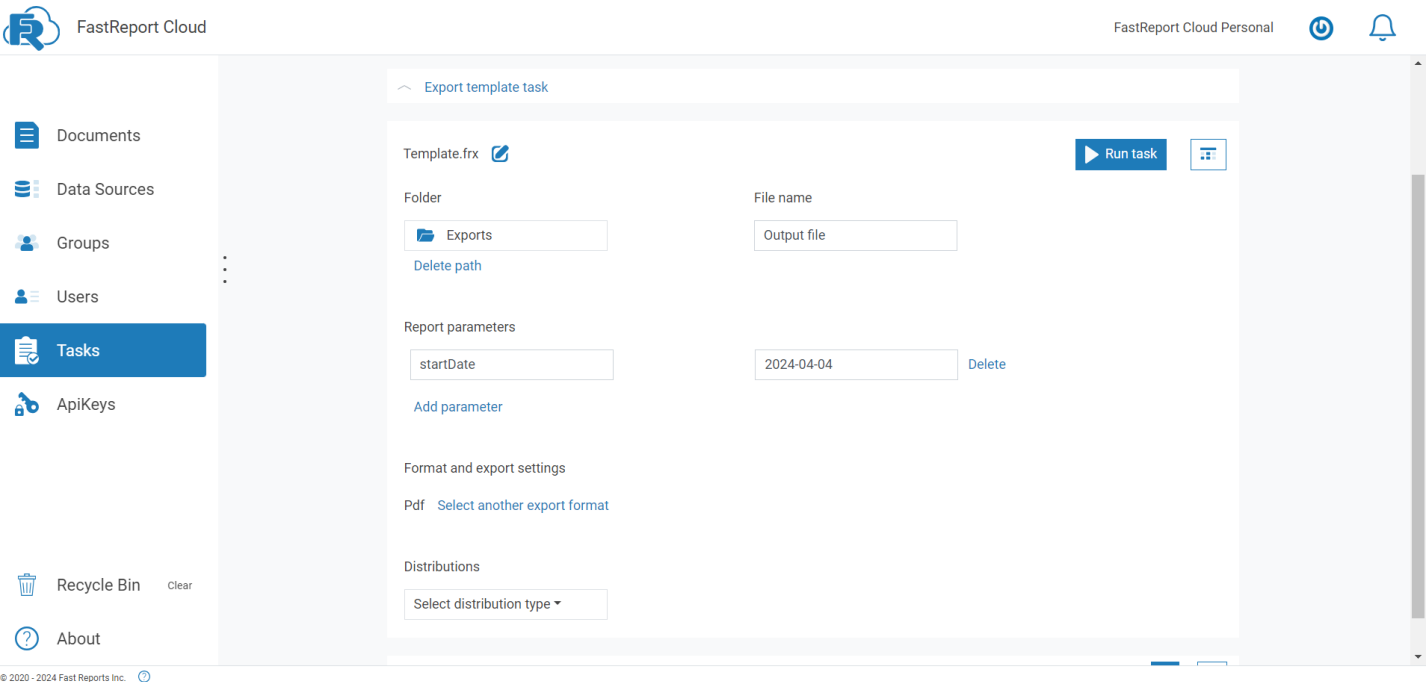
The task parameters include the name and folder for saving the output file.

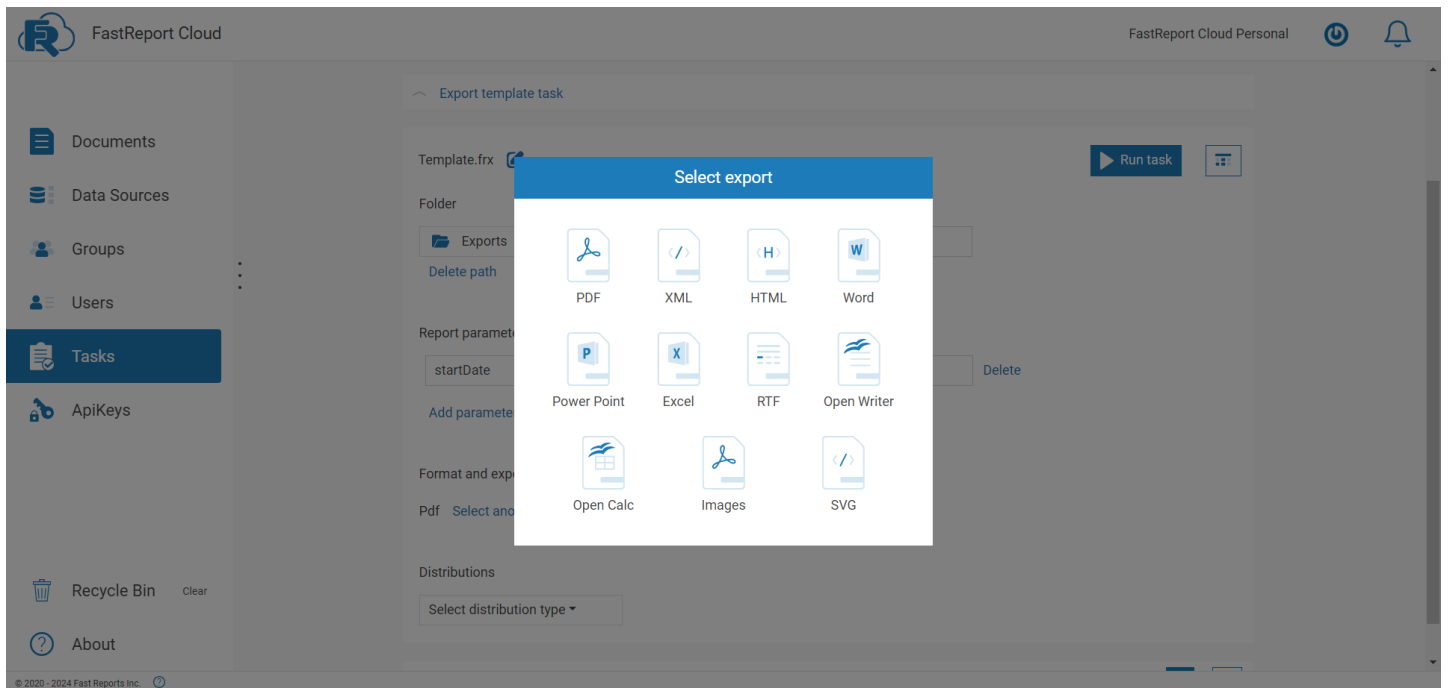
The name of the output file supports templating:

If the name contains a variable, for example `${Date}`, then it will be replaced with the date, when the file was generated.

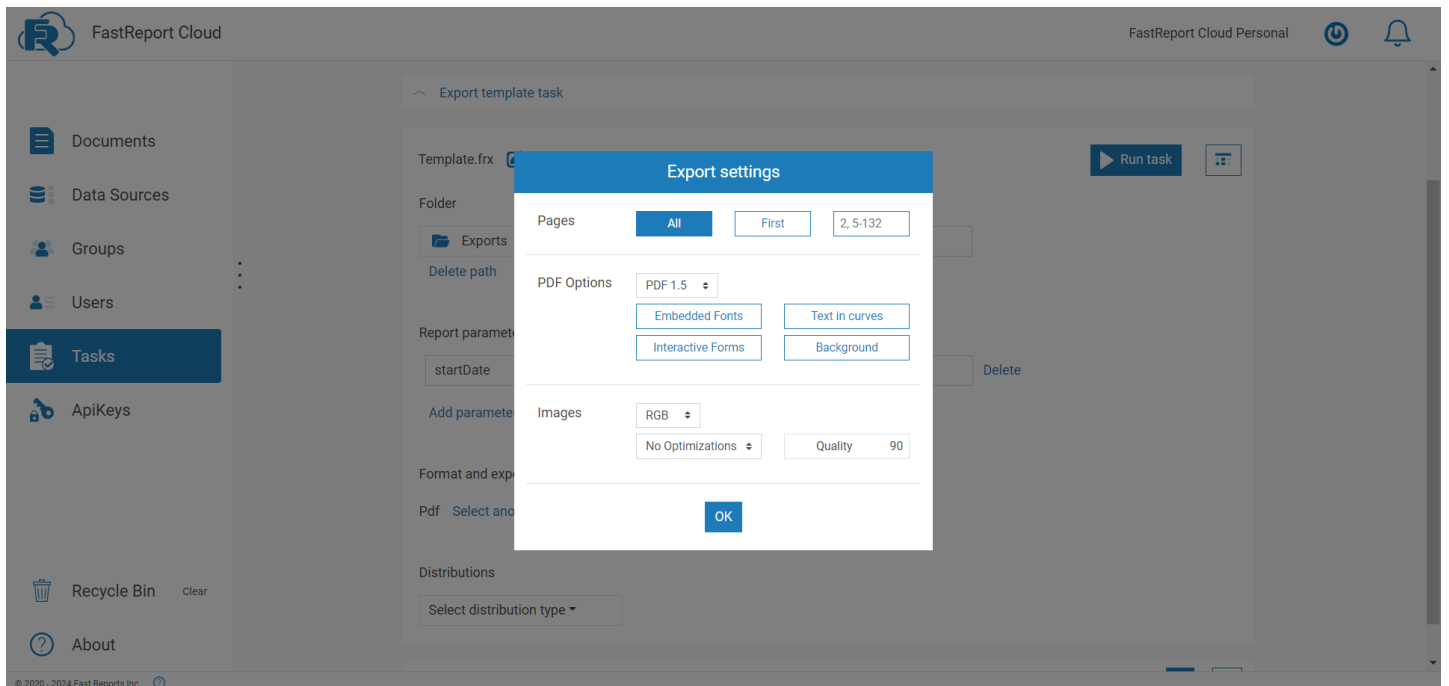
Then there are input fields for parameters passed when generating the report, selecting the format, and export settings.

In the PrepareTemplate, you cannot specify the export format, while in the case of ExportReport, there are no report parameters.

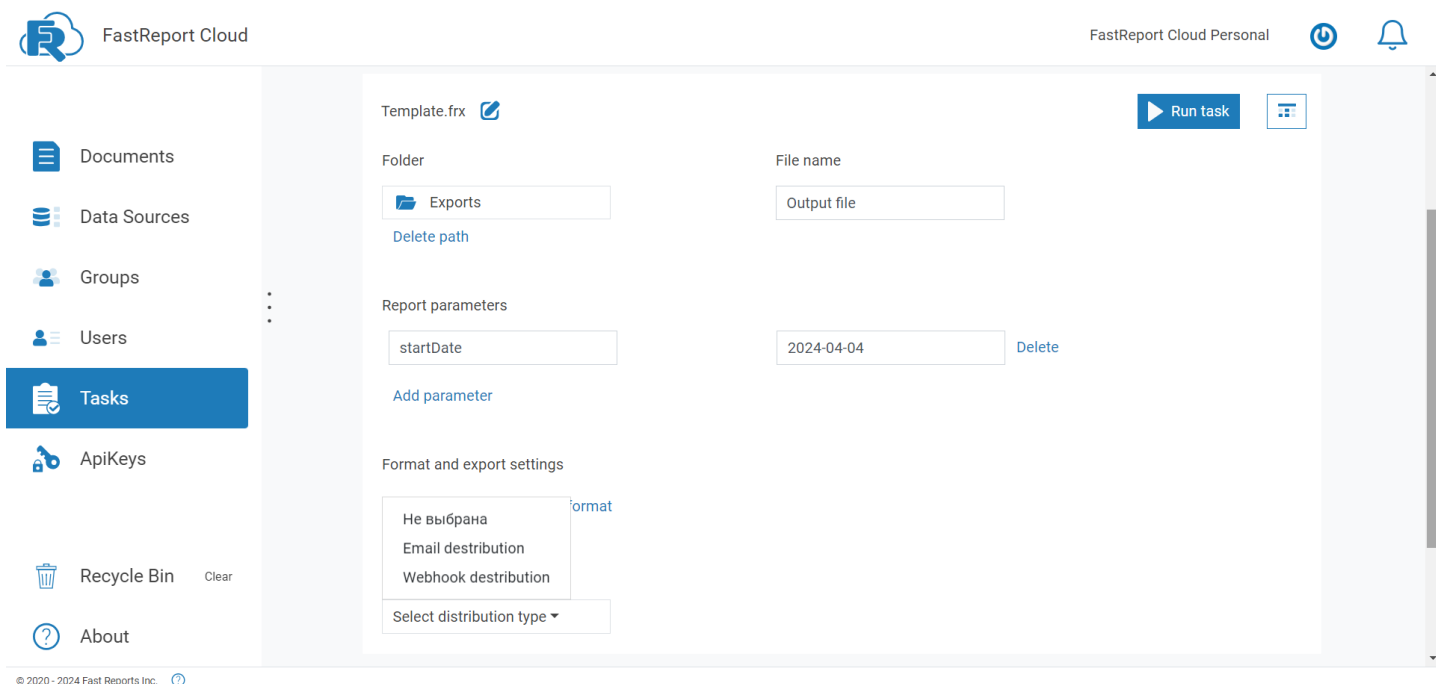




After selecting the format, a settings window opens up where you can set the required parameters.



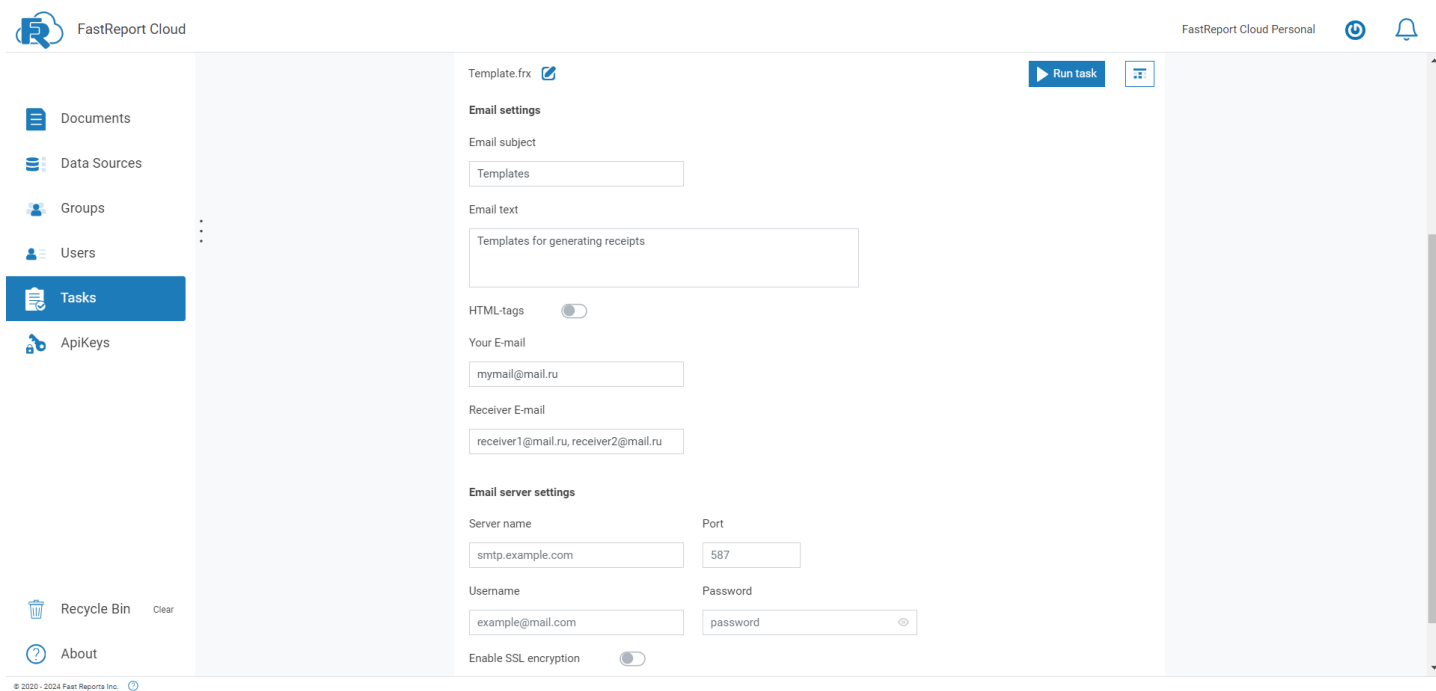
Clicking on the distribution dropdown opens a list of created transport tasks intended for sending the results of transformer tasks.



Transports

Email

At the top of the email task panel, there are email settings. In the "Your E-mail" field, specify your own email address from which the message will be sent. In the "Receiver E-mail" field, specify the email address(es) of the receiver(s), separating them by commas. Below are fields to configure the mail server.



Webhook

In the webhook distribution task panel, there is a field to enter the URL address to which requests will be sent. Directly below is a field to enter the necessary headers for the service.

FastReport Cloud

FastReport Cloud Personal

Documents

Data Sources

Groups

Users

Tasks

ApiKeys

Recycle Bin

About

Webhook distribution

File not specified

Run task

Webhook parameters

Url

https://example.com/

Headers

Authorization

Bearer <token>

Delete

Content-Type

application/json

Delete

Content-Length

348

Delete

Add parameter

New prepare template task

© 2020 - 2024 Fast Reports Inc.

FTP upload

On the FTP upload task page, there are fields to enter connection parameters to the FTP server, choose encryption. At the bottom is an input field for the destination folder where the file should be uploaded. There is an option to archive the file.

FastReport Cloud

FastReport Cloud Personal

Documents

Data Sources

Groups

Users

Tasks

ApiKeys

Recycle Bin

About

New FTP upload task

File not specified

Run task

FTP parameters

Host

ftp.example.com

Port

21

Username

example.com

Password

.....

Use SFTP

Path to destination folder

/public/documents

Archive files

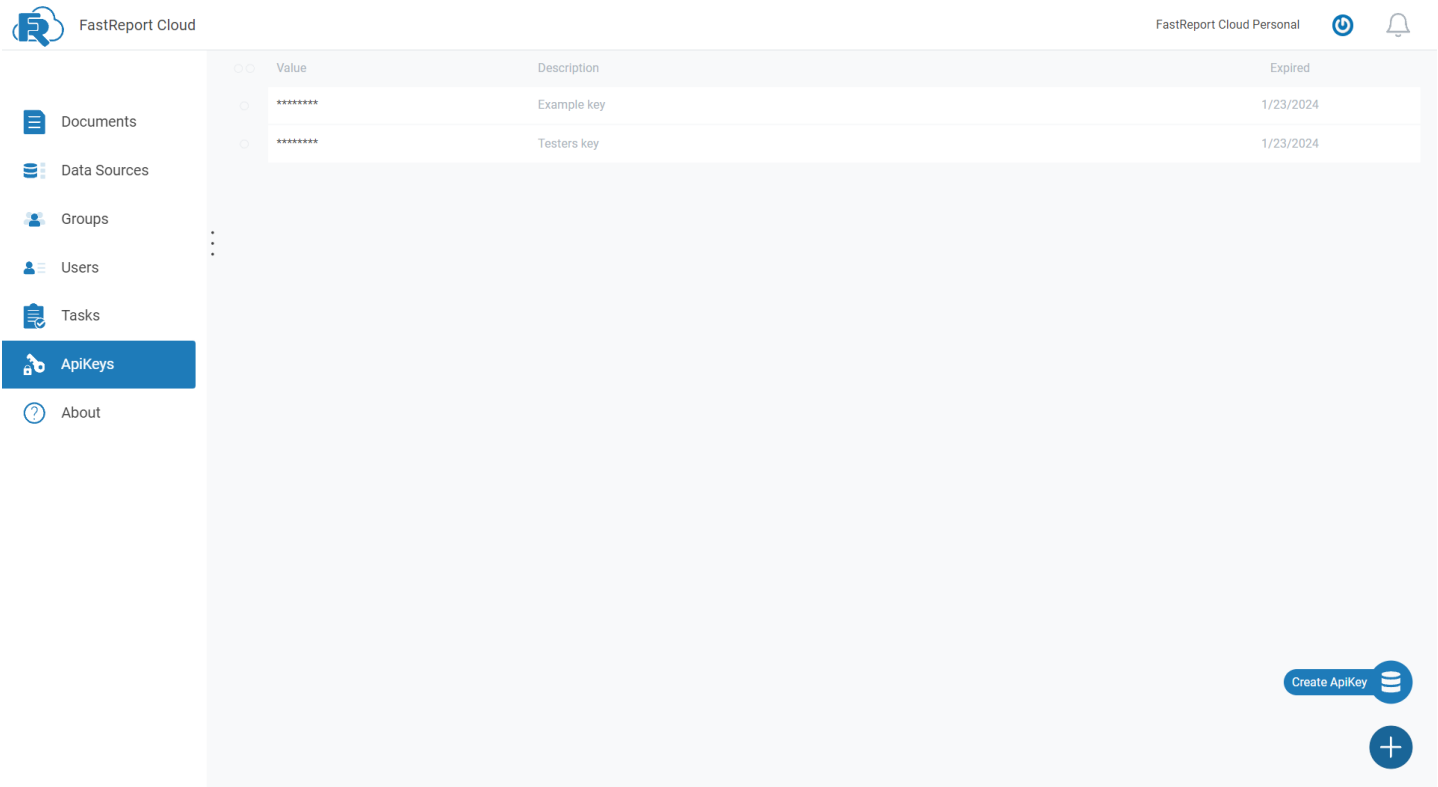
archive

© 2020 - 2024 Fast Reports Inc.

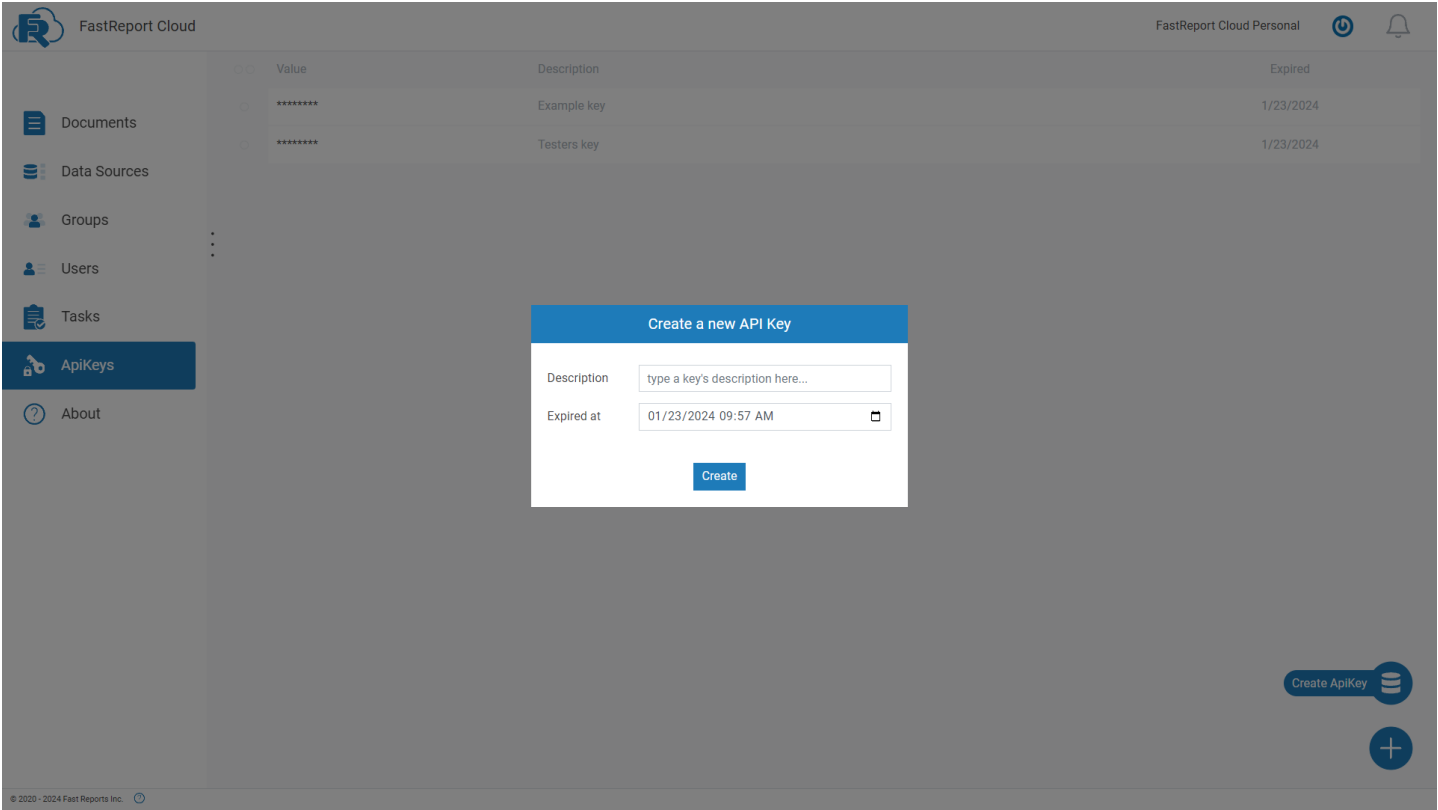
API keys

API keys allow you to use API systems and are a text string.

The list of keys displays their description and the date until which they are valid.



Clicking on the "+" icon opens the menu for creating a new key.



Release information

- [Version 2025.2](#)
- [Version 2025.1](#)
- [Version 2024.2](#)
- [Version 2024.1](#)
- [Version 2023.1](#)
- [Version 2022.3](#)
- [Version 2022.2](#)

FastReport Cloud 2025.2

In version 2025.2 of FastReport Cloud, the ability to use custom fonts has been added, functionality for Tasks, data sources, and preview service has been improved, the installation wizard has been redesigned, and a new edition of Corporate Server — FastReport Publisher — has been introduced.

Font Service

Users can now upload their own fonts in *.ttf and *.otf formats and use them for template design in the Online Designer, in the preview window, and in exports to various formats. Fonts are stored in the user's workspace. New fonts can be added or existing ones can be configured on the "Workspace Information" page or via the API (method descriptions are available at the link <https://fastreport.cloud/api/swagger/> in the Fonts section).

Fonts ▾

Fonts Upload

Add from catalog

Upload

Uploaded Fonts

Roboto

...

Caveat

...

Fira Code

...

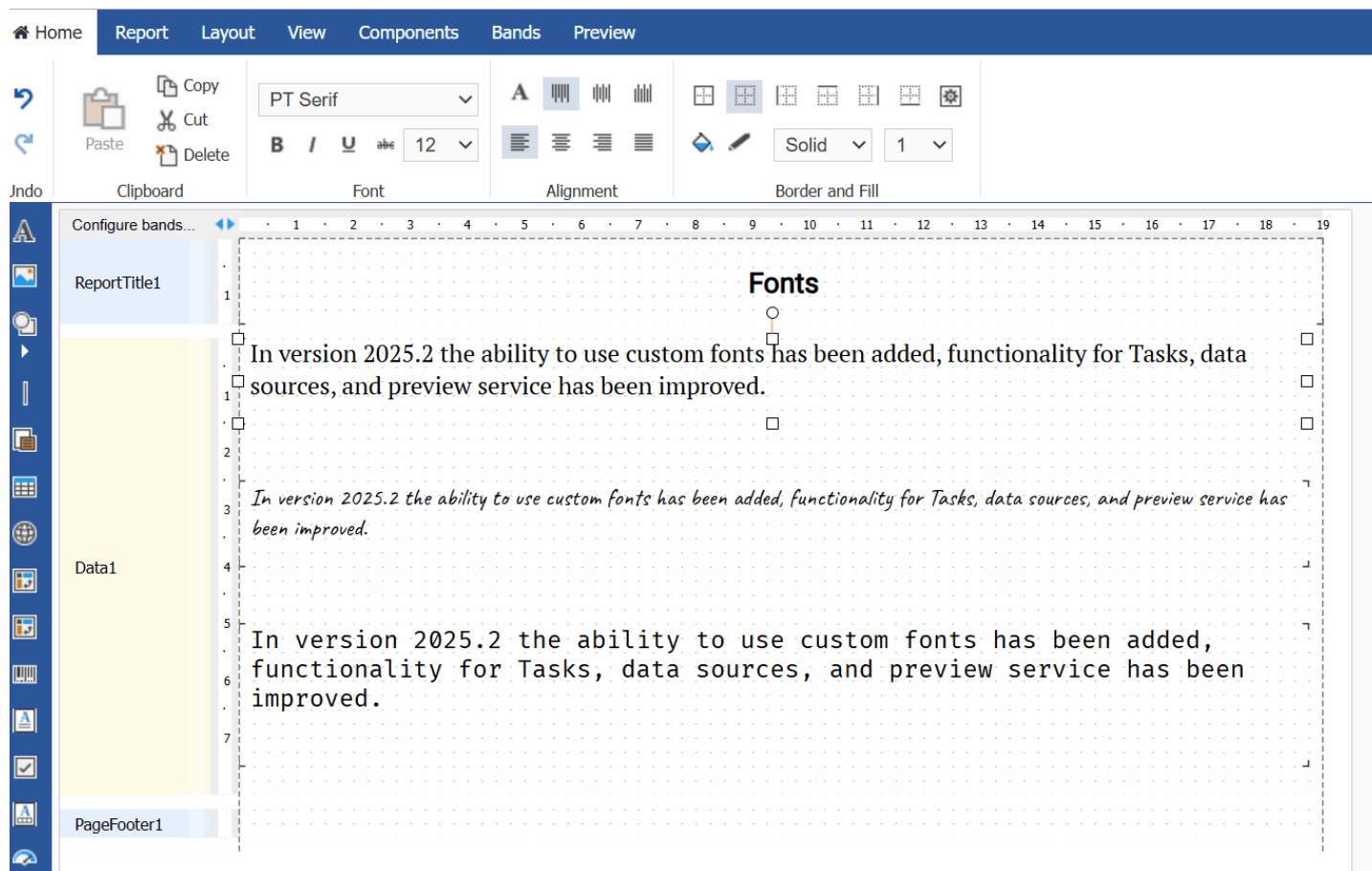
Rubik Mono One

...

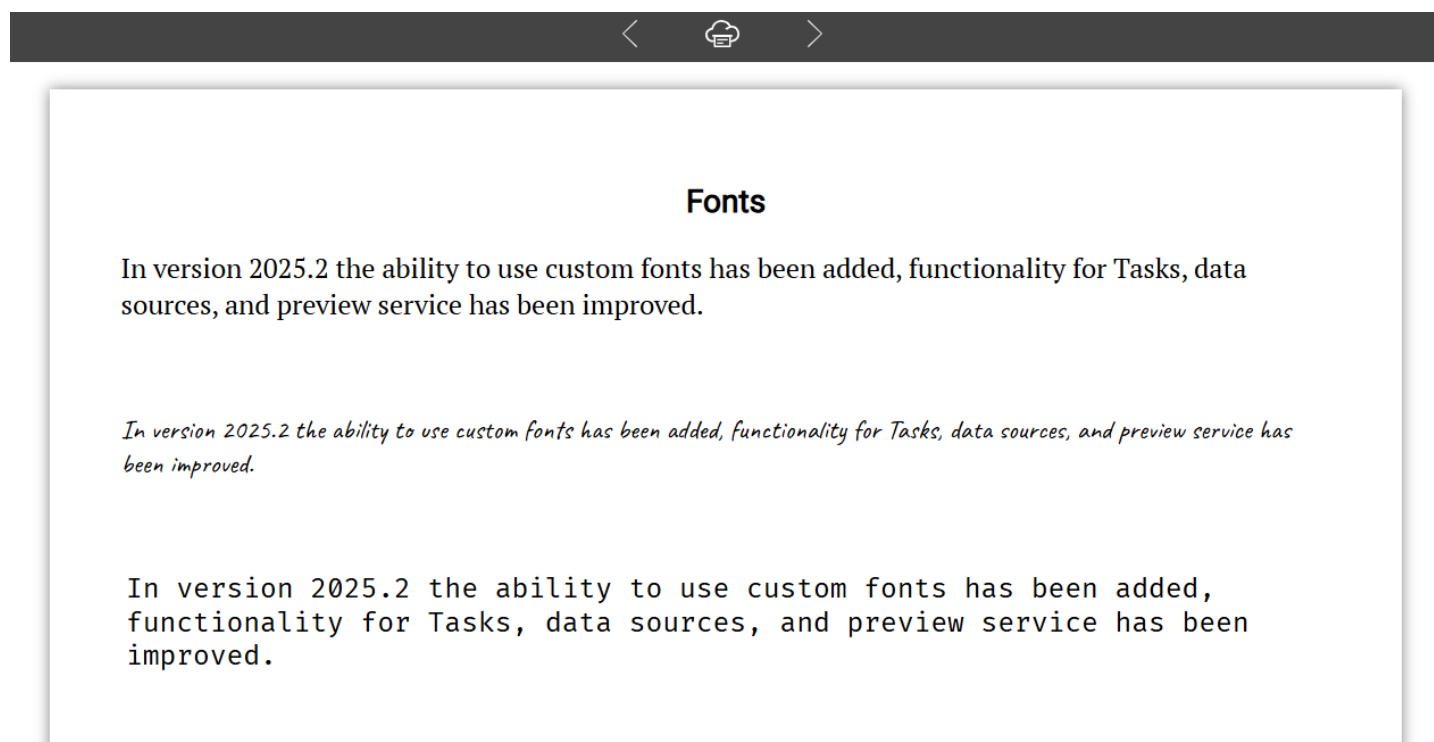
PT Serif

...

Once a font is added, it can be used within the Online Designer.



In the preview window, it will appear as follows.



When exporting to various formats, it will also work correctly. However, please keep in mind some details. For the font to be displayed in the generated document, you need to have that font installed on the device from which the document is being viewed or embed the font in the document itself. This functionality is supported, for example, in PDF export.

Fonts

In version 2025.2 the ability to use custom fonts has been added, functionality for Tasks, data sources, and preview service has been improved.

In version 2025.2 the ability to use custom fonts has been added, functionality for Tasks, data sources, and preview service has been improved.

In version 2025.2 the ability to use custom fonts has been added, functionality for Tasks, data sources, and preview service has been improved.

Task Filtering by Task Type Added

Two new parameters have been added to the method for retrieving the list of Tasks `/api/tasks/v1/Tasks`:

- `taskType`
- `useProjection`

The `taskType` parameter allows the user to specify the type of Tasks to be returned. The `useProjection` (`true/false`) parameter indicates whether all information about the task will be returned or only the minimum necessary information.

These parameters will help when you need to find all tasks of the specified types, for example, email tasks and FTP tasks.

Ability to Search for Files Saved as a Result of Task Execution Added

The models of export and prepared reports have been updated to include the fields `taskId` and `taskMessageId`. After the execution of transformers, the generated report is saved in the Reports or Exports folder, depending on the type of Task being performed. Additionally, the `taskId` field of this document includes the identifier of the transformer Task (for example, the task of exporting from a template) that created the file.

To find an export or report by `taskId` use the following methods:

```
/api/rp/v1/Exports/File/Task/{taskId}
/api/rp/v1/Reports/File/Task/{taskId}
```

The `taskMessageId` field contains a unique identifier that is generated with each execution of a Task. Below are the methods used to search for documents created after the specified task execution.


```
/api/rp/v1/Exports/File/TaskMessage/{taskMessageId}
/api/rp/v1/Reports/File/TaskMessage/{taskMessageId}
```






Additionally, running a "Task without saving" (`/api/tasks/v1/Tasks/run`) returns `taskMessageId`, which can be

used to find the generated documents in Exports or Prepared Reports.

Custom Query Names in Data Sources Now Unique

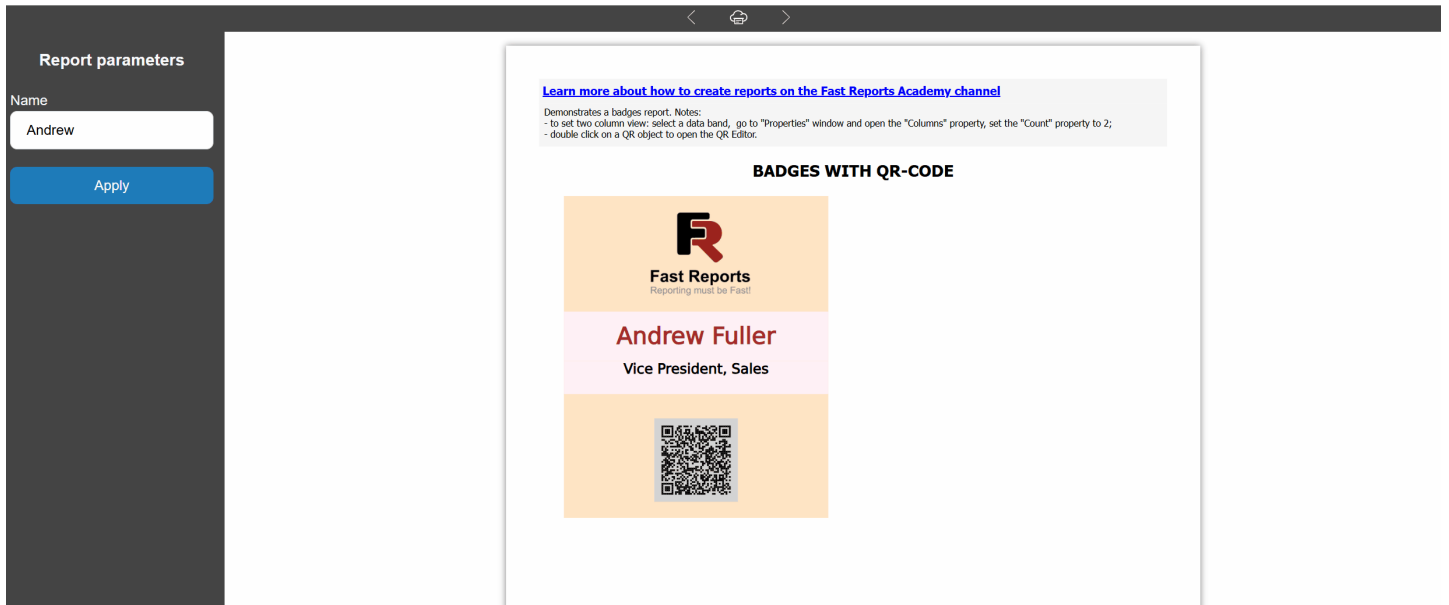
With the release of 2025.2, when creating custom SQL queries, table names will be unique. Duplicate names entered will be automatically supplemented with characters to ensure uniqueness. This will help avoid issues when working with the Online Designer.

Company's Workspace 

<input type="radio"/> ● Name 	Type	Last Update 	Status
<input type="radio"/>  Issues	JSON	5/23/2025	connected
<input type="radio"/>  PostgreSQL connection	Postgres	8/15/2024	connected
<input checked="" type="radio"/>  Inventory	MSSQL	5/23/2025	connected

Parameter Input in the Preview Window

If you open the preview window for a template with parameters, you will see a sidebar where you can set the input for these parameters. After changing a parameter, the report will be restructured. The parameters are also saved in the URL. This means that parameters can be saved in a link and shared with a colleague. Alternatively, you can generate these parameters programmatically and display the current report.

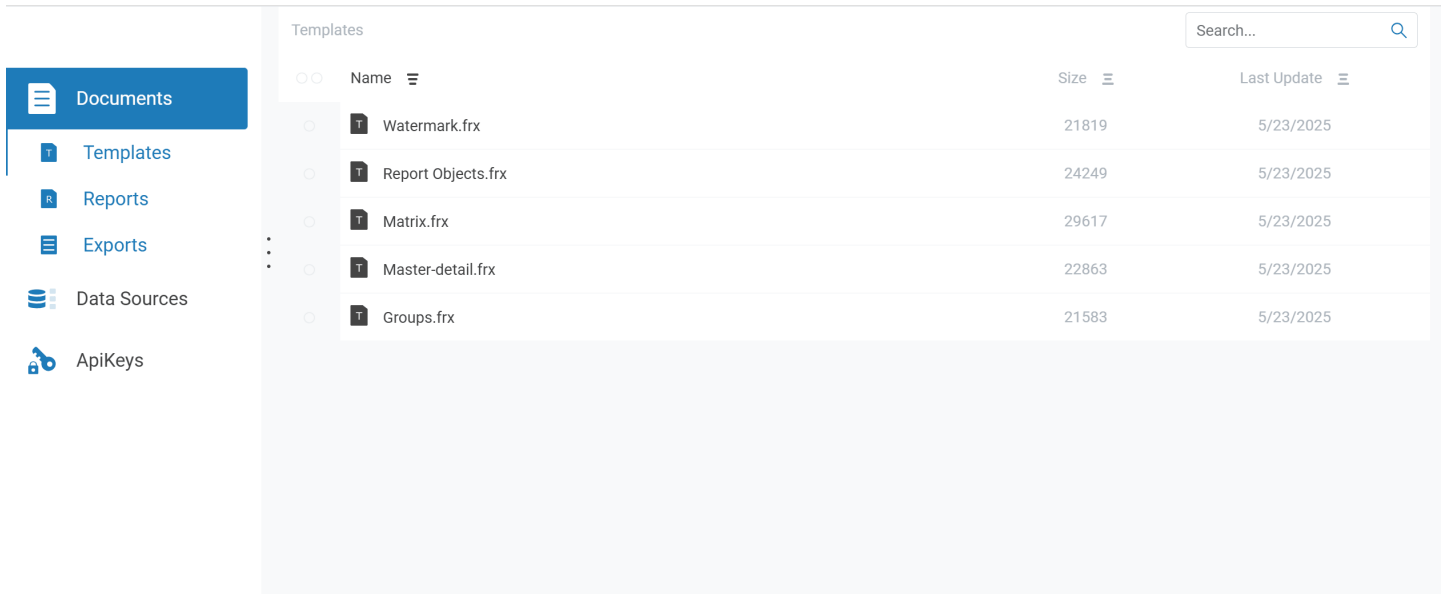


New Demo Application in Java

A new demonstration application in Java has been added, which uses the REST API to work with FastReport Cloud or Corporate Server. Try out our application right now on [GitHub](#).

Saving Sort Orders in the User Panel

The feature to save table sort selections on the user panel pages has been implemented. Now, when the page is reopened, the previously selected sort order will be applied, for example, by date or document size.



Full List of Changes:

[Backend]

- + Added task ID and task message ID to export and report;
- + Added Google Fonts caching;
- + Added report parameters to temporary files;
- + Added a new system for fonts;
- + Added task type filter for retrieval method;
- * Custom query names for data sources are now unique;
- * More options for searching tasks added;
- * Error messages in the report script are now localized;
- Fixed subscription owner's permissions retrieval;
- Fixed file (or folder) moving to the same folder where it was located;
- Fixed issue with MongoDB connection;
- Incorrect Authorization header will now result in a 401 response instead of using an anonymous user;

[Common]

- + Added parameter input in static preview;
- + Added change log to the product page;
- * Updated documentation for VM types in tasks;
- Fixed bug with disappearing transports on the tasks page;

[Demos]

- + Added new Java REST demo;

[Frontend]

- + Added sorting saving to local storage;
- + Added error handling for data sources that do not support parameters;
- * Tasks page changed, task controller fixed;
- * You can no longer click "create task" if it is not in your subscription plan;
- * SQL query step hidden when editing a data source that is incompatible with SQL;
- Added padding in the sidebar, added title to task launch buttons, changed access rights display to a column;
- Fixed context menu on document pages;
- Fixed double request when creating a folder;
- Fixed error regarding empty name parameter in notifications;
- Fixed loading indicator in static preview;

[SDK]

- + Added TasksClient in CSharp SDK.

FastReport Cloud 2025.1

For FastReport Cloud, version 2025.1 has significantly improved work with data sources, tasks, and report templates. We also added API methods for retrieving user rights and new demo applications, and, of course, fixed numerous bugs.

Custom SQL Tables Added to Data Sources

The ability to add custom tables as SQL queries to data sources has been added. To do this, create or edit a data source on the corresponding page, click “Next,” and enter the SQL query. If the query contains parameters starting with the “@” symbol, a data source parameter will be created, allowing you to configure its data type and default value.

Custom queries creating

StudentsView

Name of the query object

StudentsView

The name will be displayed in the Data window.

Query

select * from Student where id>@idParam

Parameters

Name	Date Type	Value
idParam	Int	5

+ Add SQL query

Test

Previous

Finish

After adding your own table and saving the data source, it will become available for use in Online Designer.

Stored Procedures Creation Included in the Data Source Structure

Starting from the current version, stored procedures are available for use when creating data sources for layout templates.

Data Source and Task Names Have Become Unique

As with files, when creating data sources and tasks, they will be automatically renamed to avoid name duplication.

Added Variables for File names

In the name of the template or report file, you can use the variables `${Date}` and `${Time}`. Then, in the final exports, the file name will contain the date or time of export (UTC) instead of these variables. For example, when exporting `sales_report_${Date}.frx` to PDF, the final file will be named `sales_report_2024-08-07.pdf`. The order of the day, month, and year depends on the localization chosen during export or the default localization.

These variables can also be specified in the output file name when creating tasks.

Report Parameters Are Now Available for Retrieval and Editing Via API

The following API methods have been added:

- GET `/api/rp/v1/Templates/File/{id}` - now this method returns a list of report parameters if they are set.
- POST `/api/rp/v1/Templates/File/{id}/parameters` - with this method, you can set or edit report parameters.

Report parameters also remain available for editing in Online Designer and when downloading report templates.

Added API Methods For Retrieving the Current User's Permissions on Files, Groups, Tasks, and Data Sources

Previously, there was only one method for retrieving user permissions, which makes the following request:

`/api/manage/v1/Subscriptions/{subId}/mypermissions`.

With this update, we have added 10 more requests:

```
/api/data/v1/DataSources/{id}/mypermissions
/api/rp/v1/Exports/Folder/{folderId}/mypermissions
/api/rp/v1/Exports/File/{id}/mypermissions
/api/manage/v1/Groups/{id}/mypermissions
/api/rp/v1/Reports/Folder/{folderId}/mypermissions
/api/rp/v1/Reports/File/{id}/mypermissions
/api/tasks/v1/Tasks/{id}/mypermissions
/api/rp/v1/Templates/Folder/{folderId}/mypermissions
/api/rp/v1/Templates/File/{id}/mypermissions
```

With them, you can find out what permissions the user has and only perform corresponding actions if these permissions are available.

Added Current Product Version Display

Now, at the bottom of each page in the user panel, you can see the current product version.

FastReport Cloud

Demo

Documents

Templates

Reports

Exports

Data Sources

ApiKeys

Recycle Bin

Clear

About

Templates

Search...

<input type="radio"/>	Name	Size	Last Update
<input type="radio"/>	.preview		11/20/2024
<input type="radio"/>	Groups.frx	21583	11/20/2024
<input type="radio"/>	how it works.frx	21819	11/20/2024
<input type="radio"/>	looks like this has never been tested.frx	22863	11/20/2024
<input type="radio"/>	New file.frx	16857	11/20/2024
<input type="radio"/>	Pictures Inside The Matrix.frx	29617	11/20/2024

© 1998-2024 Fast Reports Inc.

2025.1.0.0

Case Insensitivity in Sorting

Previously, when sorting documents by name, those whose names started with an uppercase letter were shown first. Now, the sorting works independently of letter case in file names.

Templates

Search...

<input type="radio"/>	Name	Size	Last Update
<input type="radio"/>	.preview		11/20/2024
<input type="radio"/>	Groups.frx	21583	11/20/2024
<input type="radio"/>	how it works.frx	21819	11/20/2024
<input type="radio"/>	looks like this has never been tested.frx	22863	11/20/2024
<input type="radio"/>	New file.frx	16857	11/20/2024
<input type="radio"/>	Pictures Inside The Matrix.frx	29617	11/20/2024

New Demo Applications Added

New console and Android applications in Kotlin and Angular have been added to [GitHub](https://github.com/FastReports/FastReport-Cloud-Demos) - <https://github.com/FastReports/FastReport-Cloud-Demos>.

Full list of changes:

[Backend]

- + added tests for upload size limits;
- + added custom tables to data sources;
- + added a template engine for file names;
- + enabled the creation of stored procedures in the data source structure;
- + added a method for retrieving the current user's permissions on files;
- + added retrieval of mypermissions for groups, tasks, and data sources;
- * changed sorting for backend;
- * changed data source names to be unique;
- * added parsing of template parameters from metadata;
- * changed case sensitivity in sorting;
- * changed task names to be unique;
- fixed file uploads with identical names;
- fixed the path for the destination folder;
- fixed report parameters;
- fixed duplication of the jti claim in the JWT token;
- fixed task execution with files in the request body;
- fixed permissions checking for moving to the trash;
- fixed an error returning an incorrect ID when creating nested tasks;
- fixed a bug where an anonymous user received errors in the controllers;
- fixed a bug where the administrator received a 403 error when retrieving the data structure;
- fixed delayed task execution in the scheduler;
- fixed the incorrect creation time for data sources;
- fixed an error when opening compressed templates in Online Designer.

[Common]

- + added an article on Webhook;
- + added documentation for custom queries in data sources;
- + added current product version display;
- + added documentation for export parameters;
- * improved the task scheduler;
- fixed the documentation;

[Demos]

- + added console and Android demos in Kotlin;
- + added Angular demo.

[Frontend]

- + added notifications for failed folder exports;
- + added an interface for creating custom SQL queries;
- + added a check for the user's subscription limit;
- + added a 'Refresh' button in the context menu on document pages;
- + added localization for audit notifications;
- * changed notifications for deleting API keys;
- * removed mutations from injection in Online Designer;
- * the 'Plus' button on the document page will no longer appear if the current user does not have permission to create files in the folder;
- * all online libraries became local;
- * displayed date and time have been converted to local time zones;
- * new .fpx icon;
- * connection testing on the 'Data Sources' page has become optional;
- fixed export and download buttons;
- fixed history on export and report information pages;
- fixed an error when creating a data source from the online designer;
- added a default avatar for all user icons;
- fixed localization for starting a task;
- fixed an error regarding payment necessity on the expired subscription detail page;
- fixed notifications for downloading files without permissions;
- fixed the search field and the output file name field;
- fixed the 'Select All' button on the API keys page;

FastReport Cloud 2024.2

In the version 2024.2 of FastReport Cloud, we have worked on quality, fixed bugs, and added some new features.

Bulk copying and moving

API methods that allow for copying and moving multiple files and folders at once are added. Previously, one had to make multiple queries to copy each file. Now one query is enough. This saves network resources and makes copying faster and more convenient.

```
/api/rp/v1/Templates/{subscriptionId}/CopyFiles
/api/rp/v1/Templates/{subscriptionId}/MoveFiles

/api/rp/v1/Reports/{subscriptionId}/CopyFiles
/api/rp/v1/Reports/{subscriptionId}/MoveFiles

/api/rp/v1/Exports/{subscriptionId}/CopyFiles
/api/rp/v1/Exports/{subscriptionId}/MoveFiles
```

An example of a template copy request:

```
{
  "$t": "SelectedFilesVM",
  "isAllSelected": false,
  "folderId": "634fe7eeaa878f1c59e142367",
  "searchPattern": "",
  "useRegex": false,
  "files": ["63d786bdfa2304a349d42f9c", "62c75affbd78354cc1dabff5"],
  "folders": [],
  "path": "66d38a32fa1b7824ee1fd036",
  "isBin": false
}
```

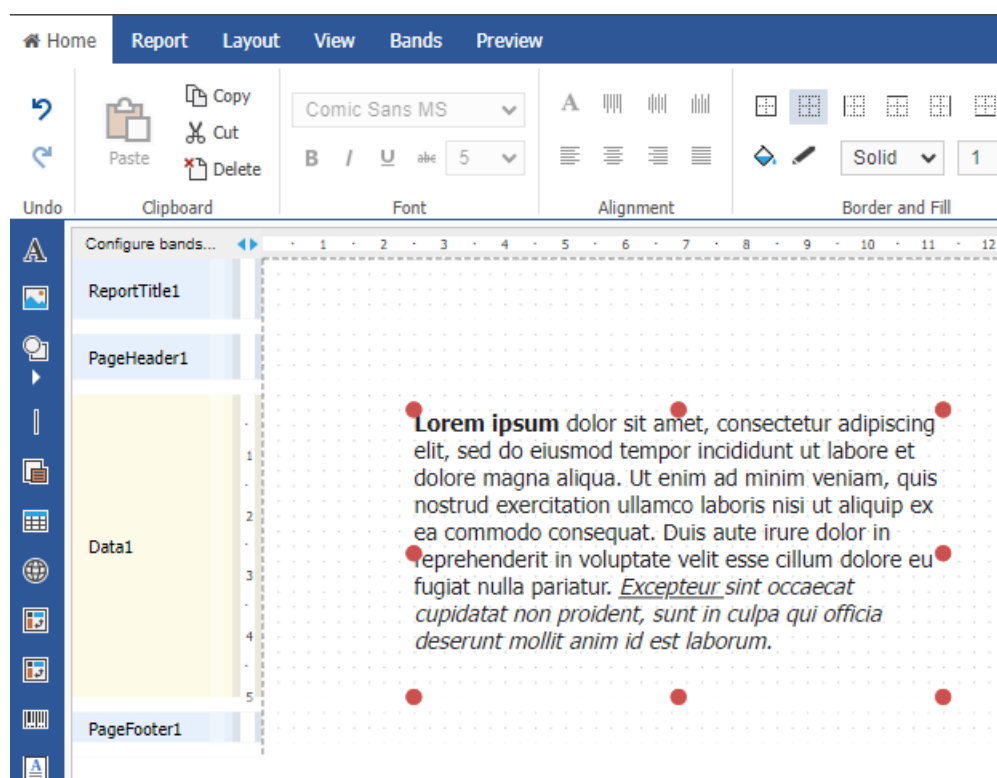
Alternative method of uploading files to the cloud

An optimized method for uploading templates (/api/rp/v2/Templates/Folder/{id}/File) and reports (/api/rp/v2/Reports/Folder/{id}/File) has been added. The new method, unlike the first version, accepts a binary file and thus saves resources. The v1 download methods are marked as obsolete and are not recommended for use.

The method of changing the content of already loaded templates is also updated:
/api/rp/v2/Templates/File/{id}/Content.

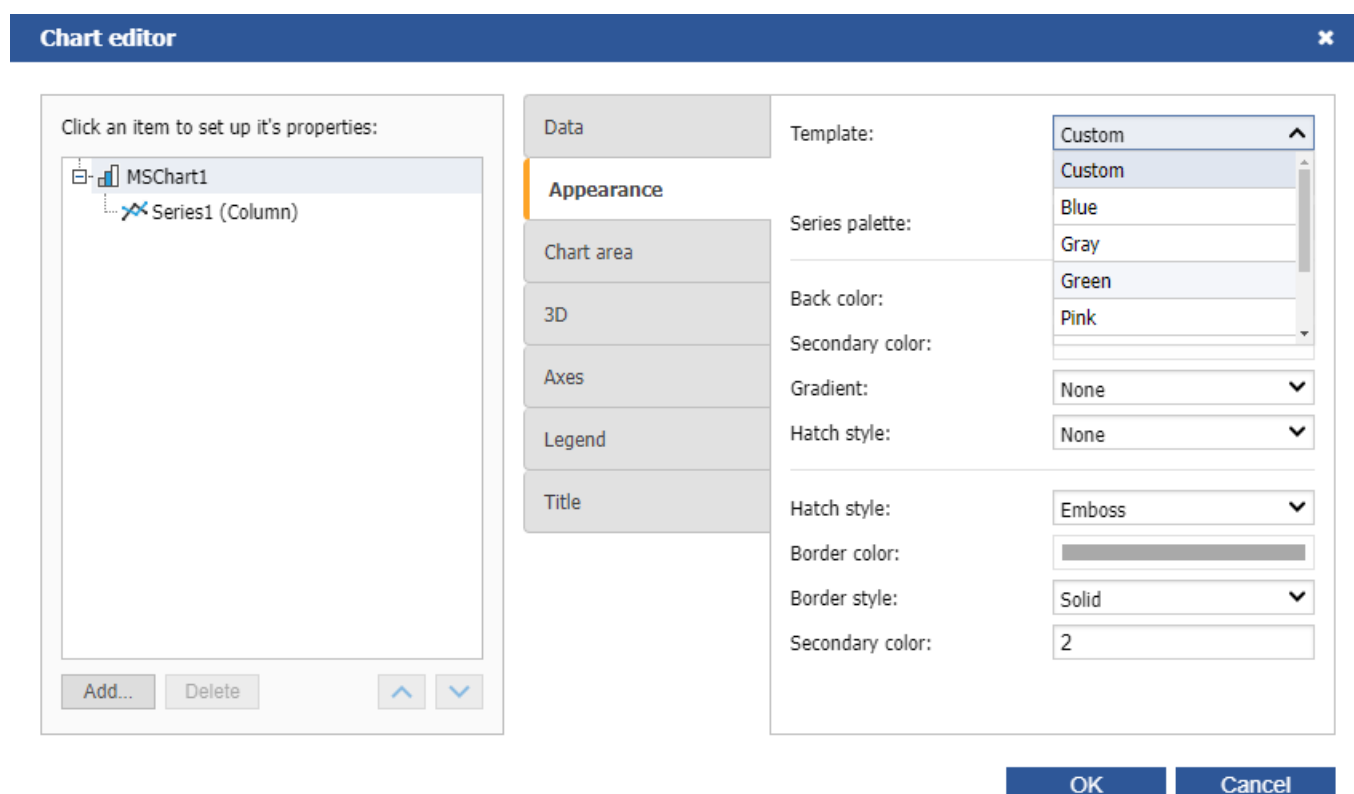
RichText preview in Online Designer

Starting with the current version of FastReport Cloud, Online Designer supports the ability to preview RichText objects.



Style templates for ChartObject in Online Designer

You can now select preset style templates when editing charts.



Ability to share via link

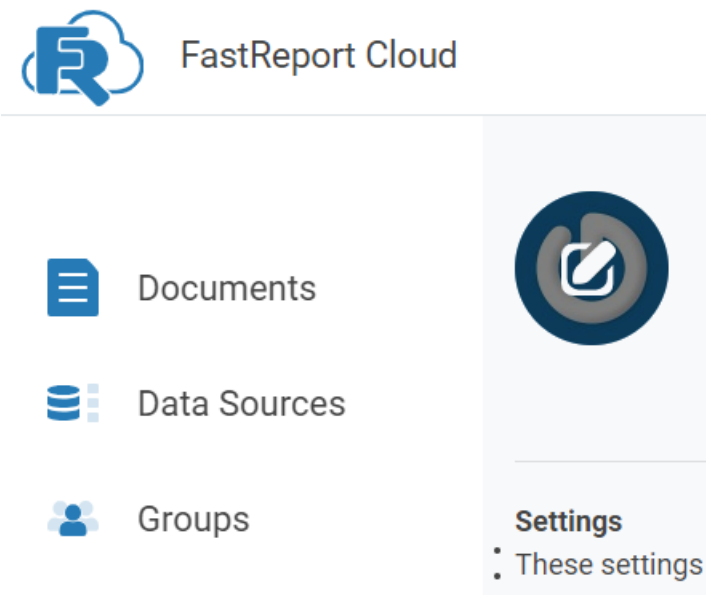
We have added functionality that allows for sharing any files via a link.

Previously, it was possible to open access to the file to any anonymous users. Access can now be restricted with a key added to the link.

To use the access key, it is enough to pass the accessKey parameter, equal to the value of the Key field of the key, with the query. In this case, the user (even an anonymous one) will receive all the rights that this key grants for the time of the query.

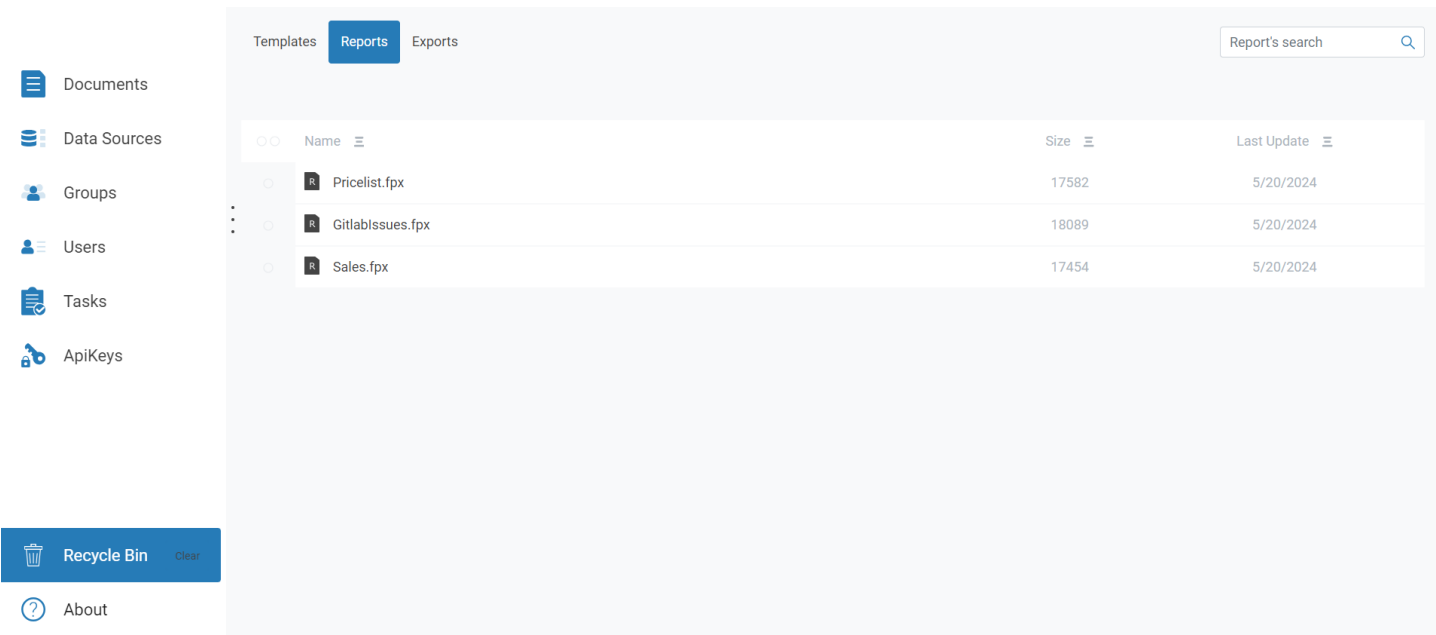
Editing a user’s avatar

Added a button to change the user avatar and a default image in case the avatar is unavailable.



New Recycle Bin for deleting files

A new page with a Recycle Bin for deleting files has been added. The button to go to the Recycle Bin is placed on the sidebar. The ability to clear sections with templates, reports, and exports at the same time has been added.




The page for working with Tasks has been improved


Creation of a report preparation task has been added:

^

New prepare template task


File not specified 

Run task



Folder

File name

 not specified

Output file

Delete path

Report parameters

Add parameter


Distributions

Select distribution type ▼


Creation of a report export task has been added:

^

New export report task


Release notes.fpx 

Run task



Folder

File name

 Exports/Reports

Release notes

Delete path

Format and export settings

Pdf [Select another export format](#)

Distributions

Bosses ▼

Select distribution type ▼

The task of saving via FTP has been added:

FTP parameters

Host	Port
<input type="text" value="ftp.example.com"/>	<input type="text" value="21"/>
Username	Password
<input type="text" value="example.com"/>	<input type="password" value="password"/>
Use SFTP	<input type="checkbox"/>
Path to destination folder	
<input type="text" value="/path/folder/"/>	
Archive files	<input type="checkbox"/>
	<input type="text" value="Archive name"/>

The task of sending files via webhook has been added:

Webhook parameters

Url			
<input type="text" value="https://example.com"/>			
Headers			
<table><tr><td><input type="text" value="apikey"/></td><td><input type="text" value="secretvalue"/></td><td>Delete</td></tr></table>	<input type="text" value="apikey"/>	<input type="text" value="secretvalue"/>	Delete
<input type="text" value="apikey"/>	<input type="text" value="secretvalue"/>	Delete	
Add parameter			

Full list of changes:

[Backend]

- + added mass copy and moving
- + added an alternative upload method for reports
- + added ability to preview Richtext and Chart in Online Designer
- + added ability to share access to files
- + added more validations on folder export
- * updated comments for all controllers, fixed producing status codes
- * error messages for 500 status code were changed to be more informative to a user
- * changed limits max request body size
- fixed infinite folders creation
- fixed archives' names duplication on export
- fixed a bug with using compressed templates in Online Designer
- fixed break changing test on QA pipeline
- fixed copy above limit
- export tasks for templates from recycle bin will now properly result with 404 error
- fixed localization error for move to bin

[Common]

- + added articles to programmer`s docs
- + added docs for ftp upload task
- + added article for report parameters
- * added SDK for Kotlin (Android)
- * updated docs for tasks UI
- viewmodels in the SDK have been renamed to short
- & updated the version of SDK generator
- & optimized memory consumption

[Frontend]

- + added files count on folders export
- + added the placeholder items for files while loading
- + added validation to creation and editing of "send by email" task
- + added documents' type selection to select dialogs
- + added a button to change user's gravatar and fallback image in case it can't be loaded
- + added skeletal placeholders for datasources while loading
- + added animation to file upload
- + added a new Recycle Bin page
- + added creation of PrepareTemplate task
- + added creation of ExportReport task
- + added EmptyContent and Placeholder for SelectFolderDialog
- + added Placeholder and EmptyContent in SelectFileDialog
- + added ftp component for user panel
- + added webhook task for user panel
- + added whitespace validation
- * added redirect to owner from workspace's page and card
- * normilized MySQL connetction string due to standarts
- * stylized ExportTemplateEditor
- * changed new task name
- * moved common code into separate component
- * changed OutputFileCard
- * changed new name for webhook
- fixed empty task name after BadRequest error
- fixed wrong file kind on changing export's output file
- fixed a bug that caused online designer to parse files twice sometimes
- fixed a bug that caused CSV connection to ignore parameter names
- fixed error messages when testing a connection string before creating it
- fixed a bug that broke datasources page ater refreshing
- fixed 400 error on moving folders
- fixed broken transport card on too long or too short text
- fixed moving content on task page
- fixed transport tasks

FastReport Cloud 2024.1

With this version, the cloud service for document generation and storage has introduced the following features: integration with ClickHouse, interactive preview from WASM, a new notification service, bulk file deletion, email notifications, and much more.

Integration with ClickHouse

We have added connection to the ClickHouse columnar database. Go to the "Data" panel and click on the "+" button. You will see a menu for selecting available sources.

Connect to ClickHouse

Name of data source

Your connection string

Host

Port

Database

Username

Password

☐ Use SSL

Test

Connect

Notification service

Added the ability to receive notifications about various events: successful document exports, creation or deletion of files, and others. You can set up the display of notifications on the Profile Settings page.

The simple version will look like this:

Settings

These settings may take some time to update

Show hidden files and folders

If false, you will not see file or folder, if it's name starts with '.' symbol.



Default workspace

You can choose workplace, that should be selected by default, when performing requests.

FastReportCloudTeam



Profile visibility

Select which parts of your profile is publically visible.

☒ Id only ☐ Full name ☐ Username ☐ E-mail

Notifications

Select events you want to recieve notifications about

Export and preparation



☐ Task completed succesfully

☐ Task failed

[More options...](#)

It will look different in the expanded format:

Notifications

Select events you want to receive notifications about

Template export progress

☐

 Created export template task

☐

 Export template task was deleted

☐

 Export template task completed successfully

☐

 Export template task failed

☐

 Export template task is in process

☐

 Export template task is in queue

☐

 Export template task was updated

Report export progress

☐

 Created export report task

☐

 Export report task was deleted

☐

 Export report task completed successfully

☐

 Export report task failed

☐

 Export report task is in process

☐

 Export report task is in queue

☐

 Export report task was updated

Template preparation progress

☐

 Created template preparation task

Bulk file deletion

Our team has optimized the application. Now, instead of requests to delete each file, you can create 1 single request. So the files can be moved to bin and deleted several times faster.

Folder properties page

We have improved information about already created folders. Now there is a properties page with a description of the creator and owner of the folder and the size and location of the folder in the workspace.



Created by [John Doe](#)

3/19/2022 5:53:06 PM

Edited by [alexey_kea8f857d](#)

11/13/2023 10:46:00 AM

Owner - [John Doe](#)

Size - 102.4 KB (22.4 KB)

Workspace - [FastReportCloudTeam](#)

 Export

 Delete

Permissions settings ▾

Who can get this folder's model? (and therefore access this page)

☒ Anonymous users (everyone on the web)

☒ This workspace users

Groups ▾

Folder size calculation

Added an API that calculates how much space a folder's contents take up (relevant for templates, reports, and exports).

GET

`/api/rp/v1/Templates/Folder/{id}/size`

You can see its size on the folder properties page.

Templates > Dashboards 



Created by [John Doe](#)

3/19/2022 5:53:06 PM

Edited by [alexey_kea8f857d](#)

11/13/2023 10:46:00 AM

Owner - [John Doe](#)

Size - 102.4 KB (22.4 KB)

Workspace - [FastReportCloudTeam](#)

 Export

 Delete

The size after downloading the folder is shown in brackets.

Interactive preview

Added a beta microservice for viewing reports in a browser based on WASM technology. Unlike the current static preview, it can work with interactive objects: maps and drop-down lists. To use it, you need to replace the word `staticpreview` with `wasmpreview` in the browser line (`/staticpreview/t/6235f34d935bef40aa09e8c3 -> /wasmpreview/t/6235f34d935bef40aa09e8c3`)



1

/

2



[Learn how to build this report on the Fast Reports Academy channel](#)

Demonstrates how to print a hierarchic list.

To create hierarchy, the FastReport engine needs two values: the row ID and its parent row ID. In this report, the row ID is represented by the Employee.EmployeeID column; its parent row is Employees.ReportsTo column. To create the report:

- select the databand and go to the Properties window;
- set the "IdColumn" property to "Employee.EmployeeID";
- set the "ParentIdColumn" property to "Employee.ReportsTo";
- the "Indent" property will be used to shift the databand rows according to hierarchy level. Set it to a desired value.

EMPLOYEE HIERARCHY



Andrew Fuller

Vice President, Sales



Janet Leverling

Sales Representative



Margaret Peacock

Sales Representative



Steven Buchanan

Sales Manager



Anne Dodsworth

Sales Representative



Michael Suyama

Sales Representative



Robert King

Sales Representative

Apikey in staticpreview

Added the ability to use apikey in staticpreview. This way you can give preview access only to users with this key.

The key is sent as follows:

```
https://fastreport.cloud/staticpreview/t/6235f34d935bef40aa09e8c3?apikey={your key}
```

New task page design

The Task system has been significantly redesigned. The user interface has become more ergonomic and intuitive for users.

Tasks

Add task

🔍

⌵

Closed tasks statistics

▶

⌵

⌵

Email sender

▶

⌵

⌵

Salary report

▶

⌵

Closed tasks in a month.frx

▶

Run task

⌵

Folder

File name

📁

RootFolder/Reports

Name not provided

Delete path

Report parameters

startDate

2023-10-01

Delete

endDate

2023-10-31

Delete

Add parameter

Format and export settings

Xml

Select another export format

Distributions

Select distribution type ▼

Mailings by email

A page for setting up mailings has been added. Now you can send letters with templates, reports, and exports. You can also set up a newsletter once and reuse it for other tasks.



Email settings

Email subject

Closed tasks in October 2023

Email text

The task report made by our department is attached

HTML-tags



Your E-mail

alexey@fast-report.com

Receiver E-mail

boss@fast-report.com, buh@fast-report

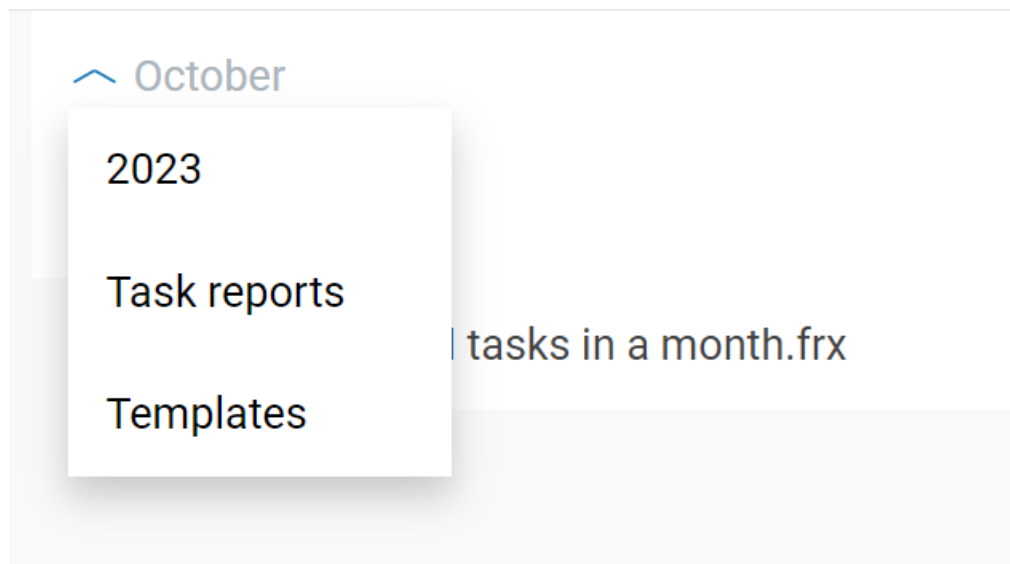
Email server settings

Server name

Port

New breadcrumbs

Breadcrumbs on file and folder pages have been replaced with a more compact version.



Downloading folders

We have added the ability to download groups of files and folders. To do this, select the “Download” item in the context menu. When you select folders or several files, a common archive will be created and download will start automatically.



2023

Open

Export to

Download

Copy to

Move to

Create Template

Create Folder

Rename

Delete

Properties

New online designer

The online report designer has been updated to the latest version. You can find more about the designer changes on [the product page](#).

Storage of VCL templates

With the release of 2024.1, we added storage of VCL templates. Now you can save .fp3 and .fr3 files in the cloud, and then use them in future projects.

Full list of changes:

[Backend]

+ added Tahoma font to worker;

- + added API, which will create a folder with the specified name if it does not exist when requested;
- + added serialization for the transport property of export tasks;
- + added a cache for previews;
- + added localization for checking scripts;
- + added a parser for ReportInfo VCL templates;
- + added a connection to the ClickHouse database;
- + added a validation method for transports and exports;
- + added a way to receive notifications from audit;
- + added bulk file deletion;
- + added an API for calculating how much space a folder takes up;
- + added checking and solving the problem when files did not have GridFS chunks;
- + added missing "Access Denied" logs for tasks;
- * updated installation script;
- * updated behavior when copies of files will no longer be created with the same rights as the original;
- * localized FastReport .NET errors;
- * updated the FastReport package to the version with SkiaSharp;
- * refactored task updating;
- * improved updating of transports for transfer tasks;
- * improved task updating logic, now the process occurs in the View Model;
- * renamed TaskUpdateType to EnumerablePatchType;
- * merged some similar retrieval methods, removed unnecessary code, adjusted naming;
- * improved GET request for one folder, now the calculated size of its contents will be returned;
- * refactored View Models;
- * converted subscription and entity identifiers in ObjectId audits;
- * removed the Count field from audits due to performance problems;
- * improved query for statistics on audits;
- * added a new configuration file for the online designer;
- * moved all View Models to another directory;
- adjusted records when creating audit;
- fixed rights check for groups with null rights;
- fixed error message display in online design;
- fixed connection checking when creating or editing a data source;
- fixed a bug with redundant auditing when exporting;
- fixed the creation of loggers with incorrect contexts;
- fixed a bug where an incorrect date value in creating or updating a subscription resulted in a 500 error;
- fixed a bug when the ".preview" folder was created for each preview;
- fixed numerous serialization problems;
- fixed a lack of traceId in the backend logs;
- fixed a naming error for SDK generation;
- fixed a bug when the report parameters broke the export;
- fixed duplication of file names during exports;
- fixed an error in the win1251 encoding in a FireBird connection;
- fixed UpdateTaskTest;
- fixed transports in transformer tasks;
- fixed serialization of tasks and audits;
- fixed a bug with report dialogs when building;
- fixed missing associated audits;
- fixed the type of the returned View Model in InternalDesignerController;
- fixed the preparation of the AMP tag for reading in XML;
- fixed the error displaying line breaks and spaces in the designer;
- fixed the returned View Model when exporting folders;
- fixed the error when the messageId of the export could be null;

[Frontend]

- + added icons for data sources;
- + added a preview button to the file properties page;
- + added support for mixins in the online designer;
- + added sorting by users page;
- + added creation time on the users page;
- + added a message showing that the folder was successfully exported;
- + added a workspace identifier to the file information pages in the admin panel;
- + added localization for the headers of the file and folder selection dialogs;
- + added the TemplateId field to the export page in the admin panel;
- + added a beta microservice for viewing reports in a browser using WASM technology;
- + added the Deleted field to file pages in the admin panel;
- + added redirection to the login page from the authentication server after exiting the application;

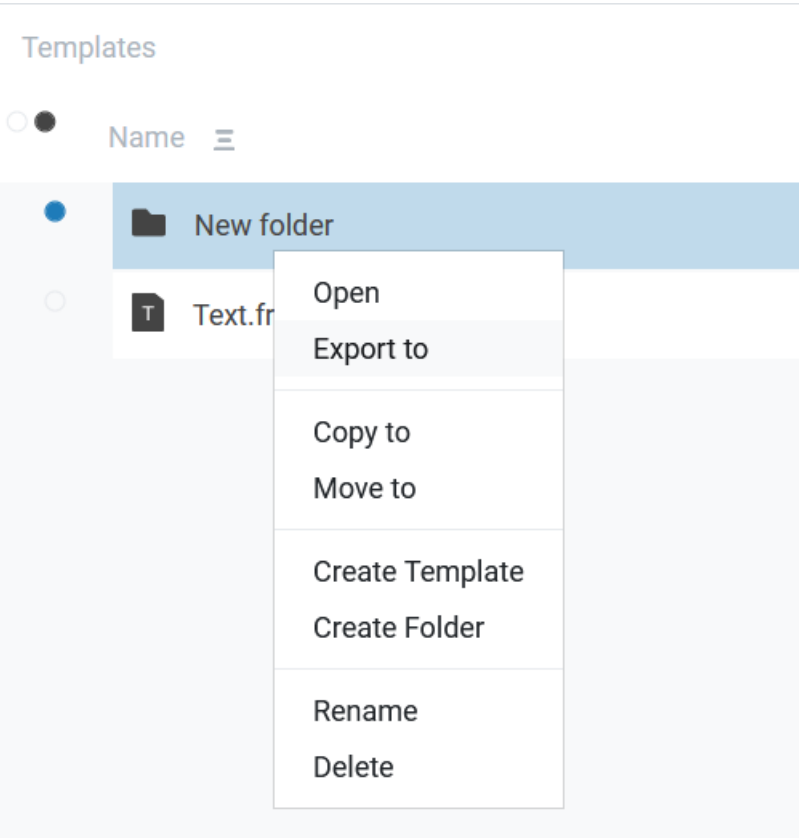
- + added redirection to the logout page from the authentication server after exiting the application;
- + added a properties page for folders;
- + added a new switch for deleted files in the admin panel;
- + added the opportunity to go to the selected workspace from the user card;
- + added new icons in the online designer;
- + added search on the data sources page in the admin panel;
- + added the ability to use API Key in staticpreview;
- + added loading indicators for pages in the admin panel;
- + added sorting on the data sources page in the admin panel;
- + added blocking of the download button after clicking on it;
- + added an error message if updating the data source failed;
- + added behavior when the file pages of the admin panel the pressed ToBin button will change to Restore and vice versa;
- + added red coloring of the expiration date when the API key has already expired;
- *localized the inscription "just now" and other text in pop-up messages;
- *updated Blazor components, now they have unique html classes for future tests;
- * the history of file properties is hidden if the history is empty or there are insufficient rights to view it;
- * updated information about limits on the "about the workspace" page, implemented more accurate rounding of numbers;
- * enabled cutting of WASM technology;
- *updated Blazorise in the admin panel, fixed the page for creating a subscription plan;
- *replaced custom checkboxes with a variation from Blazorise on the page for editing a subscription plan in the admin panel;
- * changed the behavior for deleting on the file page;
- *changed the design of the task page;
- *changed the add parameter button in tasks;
- *refactored the admin panel;
- *breadcrumbs on the pages of files and folders were replaced with a more compact version;
- * improved redirect to a special page when the subscription has expired;
- fixed text alignment on service pages;
- fixed a bug when the delete dialog was displayed without selected files;
- fixed a bug when you could not delete a file if a file with no rights to delete was deleted along with it;
- fixed a bug when several data sources were created while checking the status of the source;
- fixed a redirect when logging into the service;
- fixed non-aligned subscription cards in the admin panel;
- fixed a bug where it was impossible to move or copy a file to another subscription via the frontend;
- fixed a bug when searching in audits resulted in a 404 error;
- fixed a 404 error when switching workspace on file pages in the admin panel;
- fixed the window headers of the selection dialogs;
- fixed the dialog for selecting the export type in tasks;
- fixed the behavior of the middle mouse button, now clicking on the admin side panel opens new tabs;
- fixed the bug with displaying the template identifier on the export pages;
- fixed a bug in the new dotnet SDK, fixed the layout of the export loading screen;
- fixed frontend errors when connecting to ClickHouse;
- fixed non-aligned data display on the pages of files and data sources;
- fixed invisible calendar in audits;
- fixed a bug when the value from the URL did not appear in the search bar on the workspaces page in the admin panel;
- fixed checkboxes on the plan update page in the admin panel;
- fixed the position of the control panel in the preview;
- fixed dashboard graphics (double graphs, missing colors, broken URL parameter);
- fixed initialization of dashboards;
- fixed a bug when long text broke the header of the selection dialogs;
- ### [Demos]
- fixed a bug when editing group rights;
- fixed Java SDK and demo;
- ### [Common]
- + added HomePageLink to the configuration file;
- + added automatic update of the online designer;
- + added Old and New Value fields to the "Audit Details" page;
- + added storage of VCL templates;
- + added a scanner for critical API changes at the build stage;
- + added generation of documentation in PDF format;
- + added a new documentation chapter;
- + added documentation "How to update transports in transformer tasks and email addresses in email tasks";
- + added storage of .fp3 files;
- + added preview service in JS;
- + added error messages for data sources;
- + added the link to renew subscription;
- + added downloading of folders;

- + added the current year in the license for the SDK;
- + added a button by which you can go to audits from the workspace;
- + added a test that checks the avoidance of folder name collisions;
- + added configs for data sources containing a timeout setting;
- + added cancellation tokens in the user panel for methods that access the API;
- + added cancellation tokens for methods that interact with the API;
- + added setting preview rights to the file properties page;
- + added links to objects in audits;
- + added a redirect to the home page when you click on the logo in the header;
- + added the ability to sort subscriptions by CreatedTime and SubscriptionPeriodVM.StartTime, SubscriptionPeriodVM.EndTime, Name, Locale, Plan in forward and reverse order;
- + added trimming of folder names;
- *moved file uploading (documentation, installation files) to a new server;
- *updated the project to .NET 6.0;
- *updated the version of the Open API Tool;
- *updated the search bar on the file pages in the admin panel;
- *updated cake scripts to version .NET 6.0;
- *removed the onclick event, which reloads the page
- *updated version of FastReport .NET to 2023.2
- fixed display of Traceld in logs;
- fixed "Old" and "New value" fields in audits of file actions;
- fixed the assembly of the wasm-preview microservice;
- fixed a bug when the online designer could not load;
- fixed the version of the preview library in WASM;
- fixed errors in checking rights in data sources and Tasks;
- fixed an empty search field when there was an existing parameter in the URL for the user's section in the admin panel;
- fixed the error of the wrong report export root;
- fixed changing the standard subscription to the current one when changing workspaces;
- fixed redundant paginator pages provided that the search is used on the workspaces page of the admin panel;
- fixed image archiving when exporting a report to image format without the "create separate files for each page" setting enabled;
- fixed incorrect positioning of the context menu when trying to open it in a small window;
- fixed console errors when pressing buttons that have JSRuntime in their logic and errors about null references when pressing the "Properties" button of the context menu;
- fixed non-working breadcrumbs in audits.

FastReport Cloud 2023.1

Folder export

We added the ability to export the entire folder with templates or reports. This preserves the structure of all subfolders. To do this, just right-click on the folder (or long tap) and select export from the menu.



Work on mistakes

In this version we have worked on quality, fixed many bugs, and improved localization and icons.

Full list of changes:

[Backend]

- + added AdminAction field for all audit types
- + added a new entity type—contacts
- *now when previewing .preview folder will be cleaned up when needed
- * improved file sorting performance
- error notifications now appear when creating and moving files to the bin
- fixed a bug where the user could create an expired workspace
- creating a folder copy did not copy its contents
- fixed a bug when all entities created by anonymous users were fully accessible to all users

[Common]

- + added folder export
- + added the messageId field and related audits to the Audit Details page for tasks
- + added the messageId field to all task audits
- * now some fields cannot be null when creating and updating a user
- * disabled deleting users and subscriptions when the server is not in corporate mode
- user creation and update pages now show error warnings

[Frontend]

- + added the Name field when creating a data source
- + added missing fields to the Audit Details page
- + added a new icon with bold edges
- + added a dialog for agreeing to the license agreement
- + added search to the Workspaces page in the admin panel
- + actions with the bin added to document permissions
- + added Russian translation to statuses and file sizes
- *the search bar has been pinned to the top of the screen on file pages
- *identifiers replaced with names in the breadcrumb admin panel
- * export error message changed and became more descriptive
- *sort buttons are now fixed on the screen
- subscription storage capacity on the Workspace Info page is now updated after switching tabs
- fixed redirection to outdated page when the group limit is exceeded
- fixed a bug related to anonymous users—pop-up error about the lack of permissions hidden in the console
- fixed a bug related to anonymous users—getting root folder without id when exporting
- fixed checkboxes on the Edit Plan page of the admin panel
- fixed export from the page file properties for anonymous users
- fixed available storage values in workspace plans card
- fixed overfilled Owner field in File Info
- "Export Folder" replaced with "Report" on the edit permissions page of the report
- fixed incorrect file cover width in the File Info window
- workspace info page didn't update content when switching space
- fixed bug when the admin panel side menu didn't redirect to the proper page
- it was possible to create multiple modal windows on top of each other, which caused visual errors

FastReport Cloud 2022.3

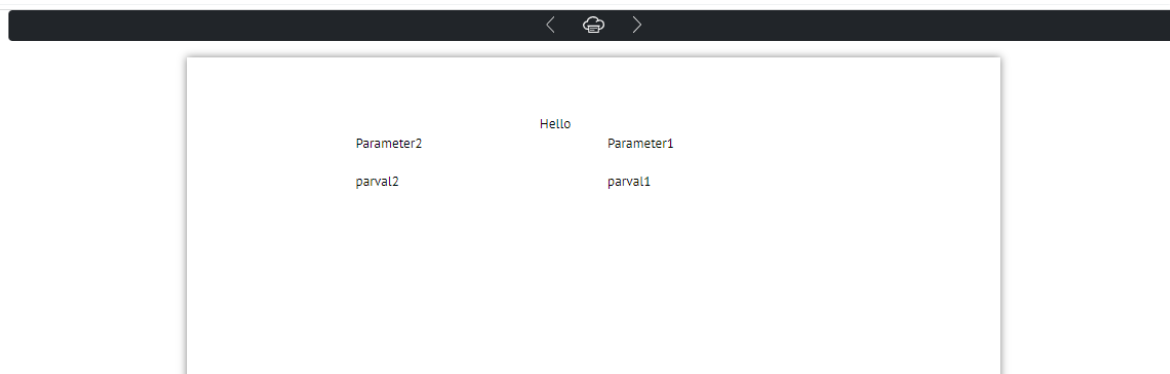
Added report parameters to static preview

Now, when previewing, you can set report parameters. They are represented in the URL as follows:

`rp=Param1:parval1`, where `rp`—query-parameter, `Param1`—parameter name from the report template, `parval1` — parameter value.

For example, the URL of a preview page with parameters might look like this:

```
https://fastreport.cloud/staticpreview/t/62bed678f0469b491580ea6c?rp=Parameter1:parval1&rp=Parameter2:parval2
```



Added a new type of transport task—upload to ftp/sftp server

The ability to upload files to an ftp server has been added to the [Tasks](#) system.

The task object structure is represented by the following fields:

string FtpHost—ftp server address;

int? FtpPort—ftp server port;

string FtpUsername—ftp server username;

string FtpPassword—password;

string DestinationFolder—path to the folder where the files will be uploaded;

bool? Archive—whether files should be archived;

string ArchiveName—archive name;

bool UseSFTP—whether to use sftp.


Added bin for deleted files

Now the files, when you click on the delete button, do not disappear forever, but are placed in the bin. After that, the bin can be emptied or the files can be restored.

Templates > Recycle bin			Recover all	Clear bin	Search...
	Name		Size		Last Update
	Column Datasource.frx		23929		7/20/2023
	Box.frx		23476		7/20/2023

Added the ability to print a report from the preview window

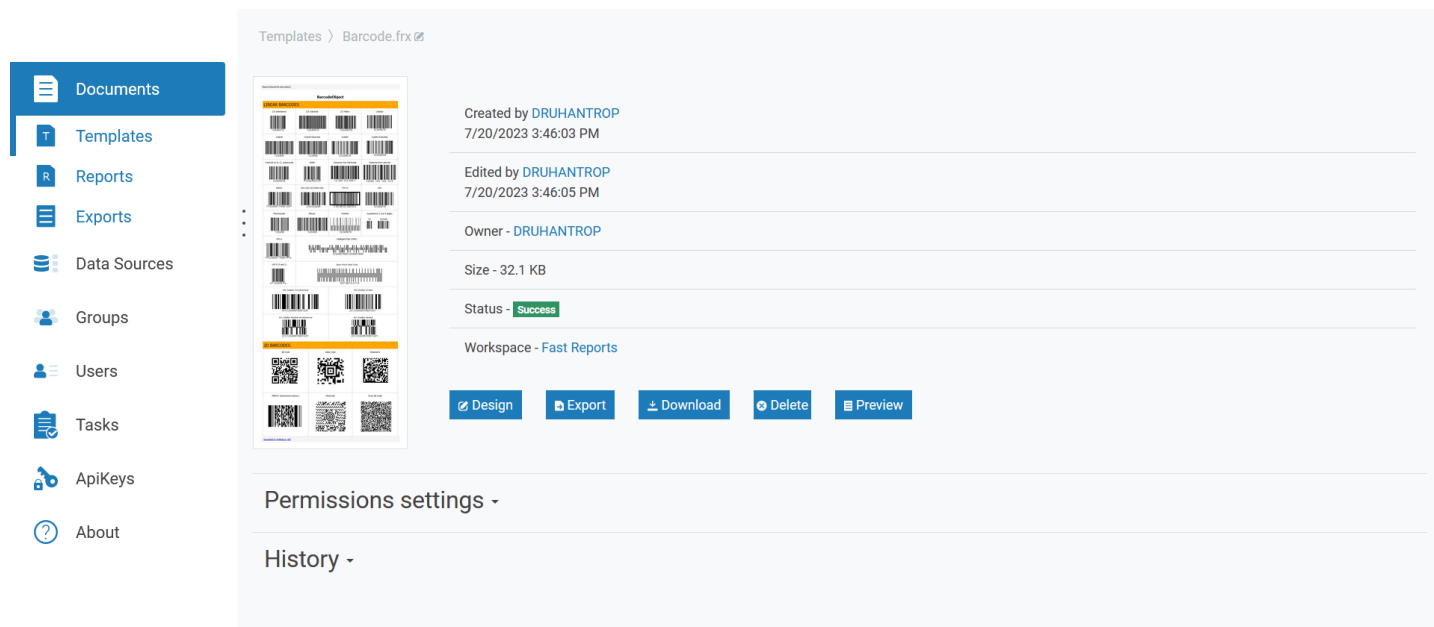
A button for printing a report appeared in the preview window.



Added hotkey system

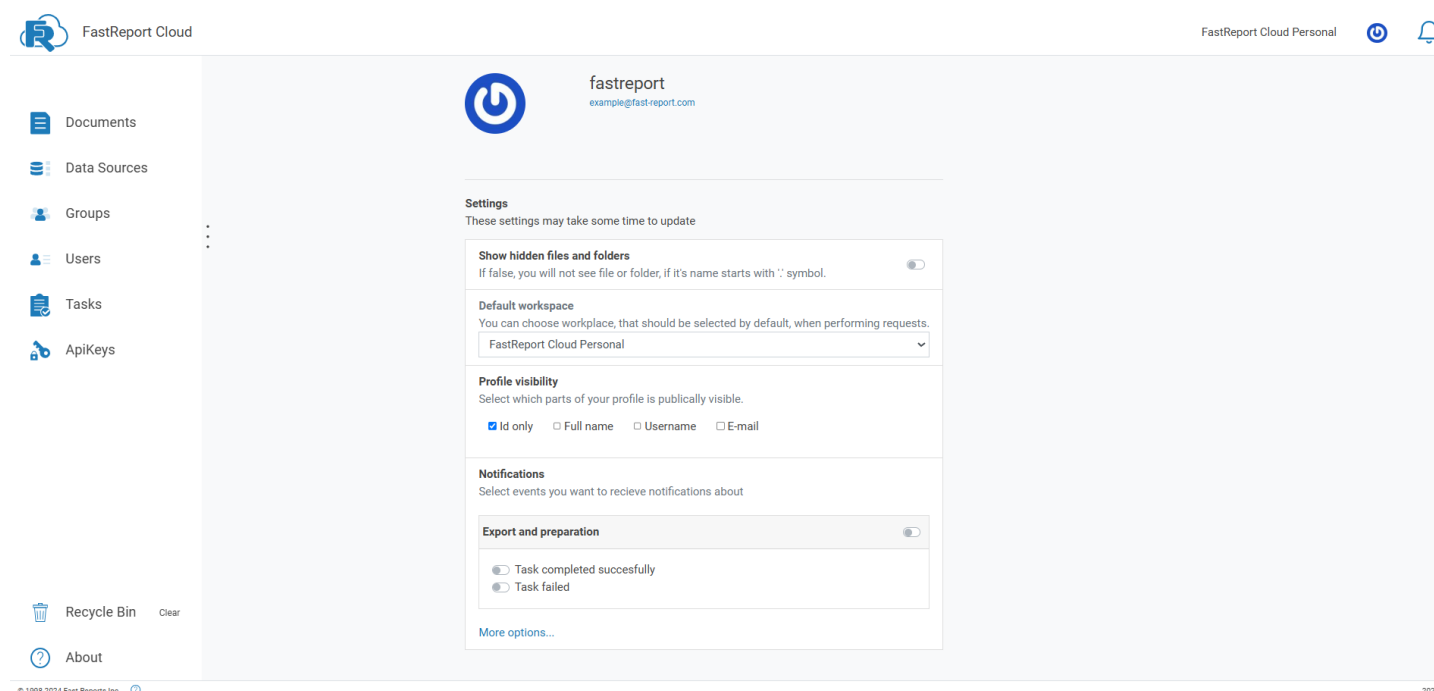
Now you can copy (Ctrl + C), cut (Ctrl + X), paste (Ctrl + V), delete (Del), rename (F2), select all (Ctrl + A) and deselect (Ctrl + D).

Added a page with a detailed file description



See the description of the [docs](#) page for more details.

Added user settings page



See the description of the [user profile](#) page for more details.

Added Tasks page

A [user interface](#) appeared for the task system.

Added workspace info page

Information about the workspace is on this [page](#).

Added connection string editors for all types of data sources

Edit connection string

protocol=https;host=cqsfhwgp9l.europe-west4

cqsfhwgp9l.europe-west4.gcp.clickhouse.c

8443

default

default

●●●●●●●●●●●●●●●●

☒ Use SSL

Test

Save

Full list of changes:

[Backend]

- + added restriction on the use of permanent localization on the frontend in the license
- + added restriction on the use of the Designer by anonymous users in the license
- + added restriction on the number of workspaces in the license key
- + added restriction on the number of administrators in the license key
- + implemented showHiddenFilesAndFolders parameter in the user settings on the backend
- + added report parameters to the static preview
- + added a link to your logo and your text in the footer (for copyright) to the server config
- + added a restriction on the use of the White Label in the license key
- + added updating the template content in TemplatesController
- + added audit messages related to soft deletion
- + added messages related to errors in the license key
- + added a dialog box when restoring a file from the bin
- + added a new type of transport task—upload to ftp/sftp server
- + added more understandable error messages in the script checker
- + added the ProblemDetails object to the messages about errors from the backend
- *the logic of resetting properties in the Update TasksController method has been changed (if RecurrentRunTime < DateTime.UtcNow => the time in the database is reset)
- * now file checks have become much stricter during upload
- *FastReport version has been updated from 2022.2.5 to 2022.2.12
- *now when previewing a report again, staticpreview will load resources from the previous preview, which is much faster
- * fixed all C# demos
- *added a Preview button for the templates context menu
- *fixed a bug when creating a folder with a non-existent parent returned 500 status code
- *added filenames in the admin audit panel
- * added a bin for user files on the frontend
- * added a bin to the backend
- *removed the recursive parameter from actions with folders, now they are always recursive
- *removed the ability to delete the RootFolder in the admin panel
- * now the files in the bin are displayed correctly and cannot be lost
- *added logs to the audit for actions in admin file and folder controllers
- *added the ability to filter files in FoldersController.GetFolders
- *fixed a check of task permissions
- fixed a bug when API key authentication did not work in Corporate Server
- now files and folders are restored in the parent folder according to the standard
- fixed a bug where you could not rename a file in the admin panel
- fixed a bug where you could create files and folders with the same name using the bin
- fixed a problem when the task format was reset after changing another parameter
- a missing letter in localization was returned for CL_SubscriptionsCountExceeded

- fixed breadcrumbs on the Edit Plan page
- fixed a bug when audit returned 500 when drawing graphs

[Common]

- + added continuous localization set in config file
- + added new config file for python sdk, which fixes generation errors
- + added documentation for installation via docker compose
- + added c# sdk on nuget.org
- + added tests of Russian Linux distributions
- + types of entities for audits
- + added user panel documentation
- *added the ability to print a report from the preview window
- *updated designer to the 2022.1.5 version
- *added a new icon
- fixed coding in documentation
- fixed documentation on Corporate Server deployment

[Frontend]

- + added hotkey system, now you can copy (Ctrl + C), cut (Ctrl + X), paste (Ctrl + V), delete (Del), rename (F2), select all (Ctrl + A) and deselect (Ctrl + D)
- + added a page with a detailed description of the file, where you can perform any actions with this file
- + added an icon for the default user profile
- + added a user settings page
- + now users can see file change history on the properties page
- +added the "Tasks" page
- +added "Back" button in the export dialog
- +added an open folder button in export results dialog
- + added a dialog for selecting an export folder
- +added tooltips for buttons that are not explicitly described
- +added an action when changing workspace in the bin
- + added deleted parameter to the address bar
- + added a page with information about a workspace
- + added scrollbars to the admin panel
- +added an option to select a workspace in file view inside the admin panel
- +added More and Delete buttons on the group members page
- +added Rename button to the workspace info page
- +added connection string editors for all kinds of data sources
- +added a window to export dialog for 403 error
- +all search options in the admin panel added to address bar
- *added a small indent in the list of group users
- * removed duplicate fields on the plan update page
- * Delete button on the documents page puts them in the bin, where it deletes them
- * more descriptive errors on the pages of the admin panel
- *the file download dialog will now close automatically
- *added workspace search for files in the admin panel
- *more descriptive admin panel errors
- when requesting to rebuild the cover (by clicking on it), it was not updated automatically
- fixed a bug when the EmbedPictures property was not applied in HTML export
- fixed a bug when the file properties page could stop working
- fixed a bug when the default subscription was not switched in the settings
- fixed a bug when the "create a new data source" button showed the wrong address
- fixed the height and width of the preview window in the designer
- removed an empty context menu in the bin
- fixed a bug with ShowDeleted checkbox when it didn't work on the first click
- fixed a NullRef bug and a few bugs on the expired subscription page
- fixed empty context menu in reports and exports bins
- fixed a bug when it was impossible to update permissions for custom groups
- fixed a move dialog
- fixed pagination and double fetch request on files pages in the admin panel
- fixed a window creation dialog header
- fixed pagination in the admin panel, pagination variables added to link parameters, created 404 page

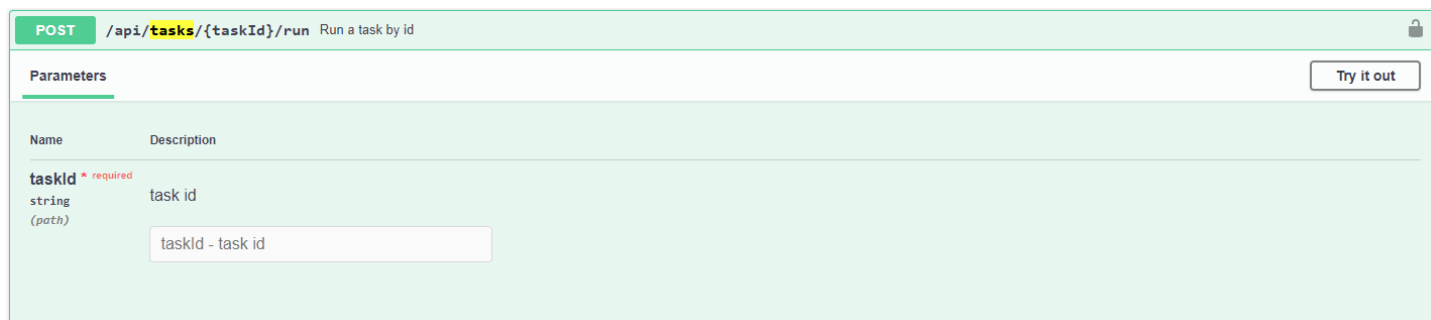
Fast Report Cloud 2022.2

Added Task Scheduler API

With the 2022.2 version, it became possible to prepare, export, and send the results of your actions via email or to a scheduled webhook.

There are 3 types of task launches:

1. Fire-and-Forget—the task starts when the API method is called with its id value.



POST /api/tasks/{taskId}/run Run a task by id

Parameters

Name	Description
taskId * required string (path)	task id

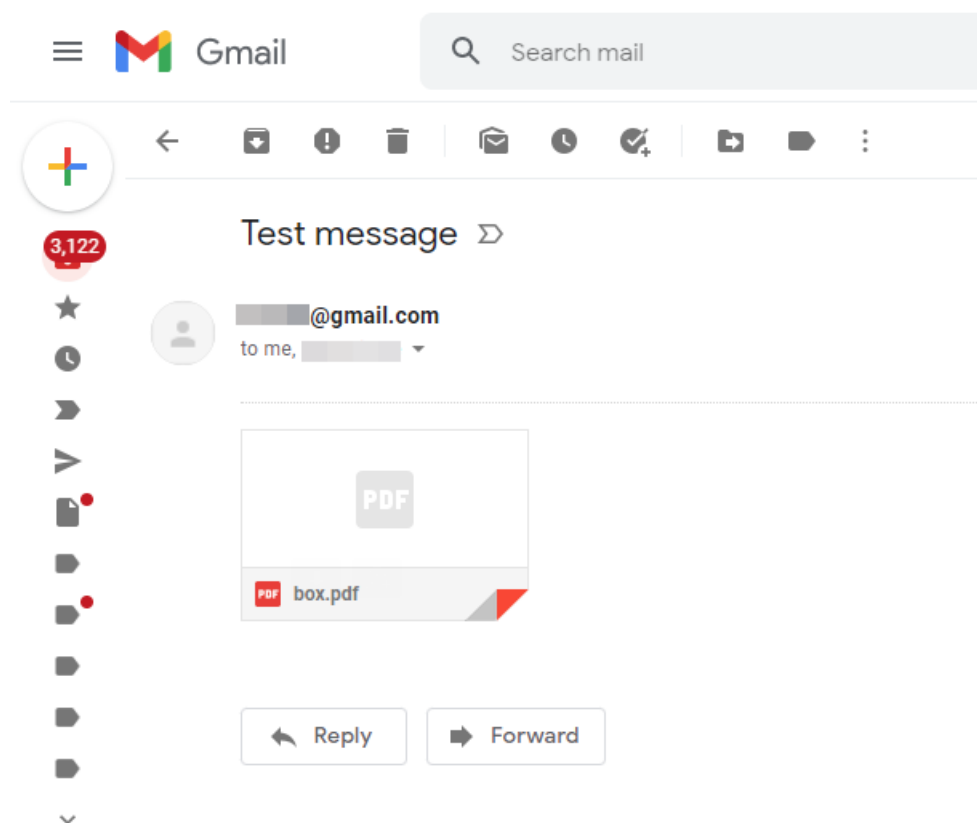
taskId - task id

Try it out

2. Delayed—starts the task execution at the specified time.
3. Recurrent—starts scheduled tasks using CRON expressions.

```
1 curl -X 'POST' \  
2 'https://fastreport.cloud/api/tasks' \  
3 -H 'accept: application/json' \  
4 -H 'Content-Type: application/json' \  
5 -d '{  
6   "type": "ExportTemplate",  
7   "name": "SendExportViaEmail",  
8   "inputFile": {  
9     "entityId": "608480a68b632c000135a128"  
10  },  
11   "transports": [  
12     {  
13       "type": "Email",  
14       "from": "test@fr.com",  
15       "to": ["user1@gmail.com", "user2@gmail.com"],  
16       "subject": "Test message",  
17       "EnableSsl": true,  
18       "username": "test@fr.com",  
19       "password": "password",  
20       "server": "smtp.fr.com",  
21       "port": 587  
22     }  
23   ],  
24   "format": "Pdf",  
25   "delayedRunTime": "2022-04-26T13:40:20.220Z",  
26   "cronExpression": "*/30 * * * *"  
27 }'
```

The screenshot above shows an example of sending a PDF report export to email every 30 minutes. It will be sent at the specified time.



You can try the API Scheduler at the following link.

Added connection to Firebird

Now you can link information from the Firebird database to your reports. For stable work, you need to activate the WireCrypt property in firebird.conf.

Name	Type	Last Update	Status
MySQL connection	MySQL	8/17/2021	connected
JSON connection	JSON	10/14/2021	connected
Logs	JSON	10/19/2021	connected
JSON connection	JSON	12/26/2021	connected
stickerStats	JSON	12/30/2021	connected
PostgreSQL connection	Postgres	3/30/2022	connected
JSON connection	JSON	4/26/2022	connection error
MongoDB connection	MongoDB	4/26/2022	connected

Added connection to MongoDB

In addition to Firebird, we set up a data connection from MongoDB. Just add it on the Data Sources page, and it

will be available for use in the online designer.

Name	Type	Last Update	Status
MySQL connection	MySQL	8/17/2021	connected
JSON connection	JSON	10/14/2021	connected
Logs	JSON	10/19/2021	connected
JSON connection	JSON	12/26/2021	connected
stickerStats	JSON	12/30/2021	connected
PostgreSQL connection	Postgres	3/30/2022	connected
JSON connection	JSON	4/26/2022	connection error

Added form for editing JSON connection

We've improved the JSON connection by adding the ability to edit text, schemas, and request headers.

Name	Type	Last Update	Status
MySQL connection	MySQL	8/17/2021	connected
JSON connection	JSON	4/26/2022	Updating...
Logs	JSON	10/19/2021	connected
JSON connection	JSON	12/26/2021	Updating...
stickerStats	JSON	12/30/2021	connected
PostgreSQL connection	Postgres	3/30/2022	connected
MongoDB connection	MongoDB	4/26/2022	connected
Firebird connection	FirebirdDB	4/26/2022	connected

Changed editing default permissions

There are 2 types of permissions in FastReport Cloud:

- entity permissions;
- default permissions that are used if the first permission type is not set.

With this update, you can edit permissions on the Groups page.

Groups

Add Group

Owner

devs

managers

buh

Other

Anon

PermissionsUsers

Workspace Info

Information about the Workspace

Get infoGet permissions infoEditAdministrate

Documents

Templates, reports, exports and their folders

Get infoCreateEditRemoveDownload

Data Sources

Connections to databases

Get infoCreateEditRemove

Groups

Work with groups

Get infoCreateEditRemove

Tasks

Work with tasks

Get infoCreateEditExecuteRemove

User management

User-related settings

Now there is the dialog for user removal from the workspace

The button to remove a user (or leave, if you try to remove yourself) is available via path: Groups -> Others -> Users.

Click on the name of the required user, and you will see a confirmation window.

Groups

Add Group

Owner

devs

managers

buh

Test

Test 2

Testers

TestGroup

Other

Anon

PermissionsUsers

All users of the workspace

5af5a8dc-8cb0-40f9-ac99-ca2533fa4491

Alexey Krakovtsev

DRUHANTROP

1124f62f-931d-4211-90b8-bfd04b0ee2cb

3a821040-8cad-40a4-bea3-1b0fcaf16c1d

f50d2634-505f-423e-8c0a-9fbff23b6f7f

Marat.Alaev

Zabbix Python Test

e.gopanokb6eec3e5

97883190-416f-4cd1-bf67-9686cc09c8c4

New SDK for PHP language along with demo application

On our GitHub page, you will find numerous SDKs available for development in various programming languages.

This list was added with the PHP kit, [available at the following link](#).

FastReports / FastReport-Cloud-PHPPublic

<> CodeIssuesPull requestsActionsProjectsWikiSecurityInsights

main1 branch0 tags

Go to fileAdd fileCode

Fast Reports sync 2021-12-1044f64ab on Dec 10, 20212 commits

.openapi-generator	sync 2021-12-10	5 months ago
docs	sync 2021-12-10	5 months ago
lib	sync 2021-12-10	5 months ago
test	sync 2021-12-10	5 months ago
.gitignore	sync 2021-12-10	5 months ago
.openapi-generator-ignore	sync 2021-12-10	5 months ago
.php_cs	sync 2021-12-10	5 months ago
.travis.yml	sync 2021-12-10	5 months ago
LICENSE	sync 2021-12-10	5 months ago
README.md	sync 2021-12-10	5 months ago
VERSION	sync 2021-12-10	5 months ago
composer.json	sync 2021-12-10	5 months ago
git_push.sh	sync 2021-12-10	5 months ago
phpunit.xml.dist	sync 2021-12-10	5 months ago

A demo application for using this SDK is available [on our GitHub at the following link](#).

FastReports / FastReport-CloudPublic

Edit PinsUnwatch5

mainFastReport-Cloud / PhpDemos / php-cloud-demo /

Go to fileAdd file...

Fast Reports sync 2022-04-26f9466b7 12 seconds agoHistory

..		
.idea	sync 2022-04-26	12 seconds ago
api	sync 2022-04-26	12 seconds ago
public	sync 2022-04-26	12 seconds ago
web	sync 2022-04-26	12 seconds ago
.gitignore	sync 2022-04-26	12 seconds ago
docker-compose.yml	sync 2022-04-26	12 seconds ago

Full list of changes:

[Backend]

- + added font microservice that returns CSS styles by font name;
- + added permissions for the TaskModel;
- + added methods for getting and changing permissions in the TasksController;
- + added an ability to call webhooktask with headers;
- + added an ability to update Tasks from API;
- + added sorting function in file list request via API;
- + added support for connections to firebird on the server (the WireCrypt property in firebird.conf must be Enabled for them to work);
- + added license check for corporate server;
- + added a scheduler to run delayed tasks;
- + added connection to MongoDB;
- + added the ability to run scheduled tasks using CRON expressions;
- *now you can use regular expressions when searching for files and folders. For this, you need to set the useRegex parameter to true;
- * added logic to prevent the creation of files and folders with the same names (when downloading, copying, moving, exporting, preparing, renaming);
- fixed a rare bug that caused workers to stop functioning;
- fixed a bug where files were set to Success status immediately upon creation;
- fixed a bug when a thumbnail was prepared by an anonymous user;
- fixed a bug due to which incorrect thumbnails were built for FRX files;
- fixed a bug when MyPermissions sometimes returns 500 error instead of user permissions;
- fixed a bug, when rights combined with the default rights were returned when requesting model rights;
- fixed a bug when download errors always returned 406 status code;
- fixed the launch of a sequence from identical tasks;
- fixed a bug, which caused all data sources to always show their connection type as JSON;
- removed the HasSpaceOverdraft field in subscription plans and subscriptions;
- removed Default service;

[Common]

- + added PHP SDK toolkit and demo application to it;
- + added basic article about using REST API Tasks;
- *changed export and preparation folder id description in documentation;
- * red favicon replaced with blue ones;

[Frontend]

- + added redirect from /app/signin page if user has already logged in;
- + added a context menu when right-clicking on an empty space;
- + added the ability to change the default permissions in the admin panel;
- + added permission management for Tasks on the "Groups" page;
- + added a tutorial for starting the application, posted on the "About product" page;
- + added a dialog message after clicking on the bell when there are no notifications;
- + added the ability to set the folder name directly during creation;
- + added user removal dialog. To remove a user, click on it in the list of workspace users ("Groups" tab);
- + added a Firebird connection interface;
- + added a button to check the connection string before creating a data source;
- + added a form for creating a JSON connection;
- * settings and scheduler menu items are temporarily disabled;
- *calculation of selected files is now much faster if the "Select All" button was not used;
- *deletion of several files will now not be stopped if any file is not found;
- *description of user lists on the "Groups" page;
- *right-clicking on an empty space on the page will now open a context menu with creation options;
- *now, when clicking outside the list of items, the selection will be reset;
- fixed a bug with the absence of a subscription id when starting a thumbnail prepare task;
- fixed Null Reference bug on the "Groups" page;
- fixed a bug when the thumbnail was not requested for the report;
- fixed the creation of an extra folder in the folder creation dialog;
- fixed a bug when several extra folders were created during folder creation;
- now in the preview, you can see more correct messages about errors when they are detected;
- display of the file owner has been fixed, now it is correctly written who is the owner.

Help and feedback

If you have any questions or suggestions, please write to us.

- Email: support@fast-report.com
- Website: <https://fast-report.com>